

Global Research

Gold & Silver Marketwatch

Daily Update

Trading Desk

Reuters: MMCN
Tel: +1 - 212-225-6200
SMNY_Marketers@scotiabank.com

Thursday, November 29, 2018

Market Commentary

Gold prices rallied on track for their first consecutive monthly gain since January after the dovish comments from the Federal Reserve Chairman Jerome Powell. The market opened the day at 1225.47/1226.47. After the open, gold prices traded between a high level of 1227.92/1228.92 and a low level of 1222.55/1223.55, before concluding the session at 1224.57/1225.57.

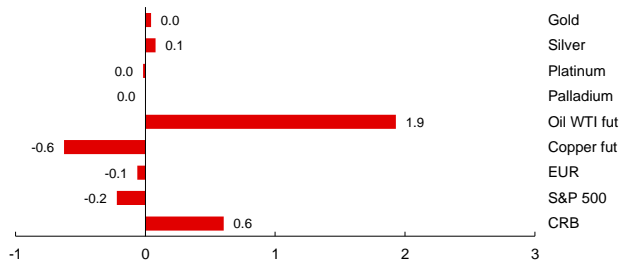
Silver fluctuated overnight before moving lower to open at 14.32/14.37. After the open, silver prices varied between a high level of 14.37/14.42 and a low level of 14.28/14.33, before closing at 14.32/14.37.

Technical Commentary

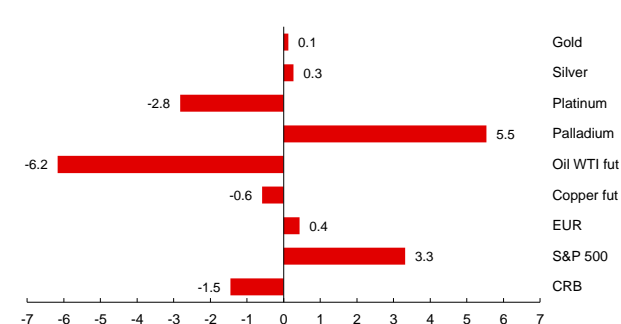
Gold closed lower today, at 1225.57. Support is at 1213.22 - the 50.0% Fib retracement of the October low and October high range. Resistance is at 1229.2 - the 23.6% Fib retracement of the October low and October high range.

Silver closed higher today, at 14.3719. Support is at 13.9 - the November low Resistance is at 14.41 - the 50.0% Fib retracement of the October high - November low range.

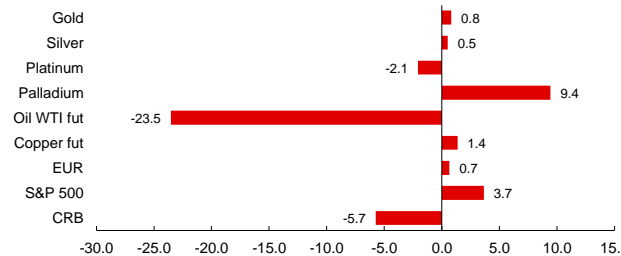
1-Day Commodity Moves (%)



5-Day Commodity Moves (%)



1 Month Commodity Moves (%)




Notable Ranges & Technical Levels

	Gold	Silver	Platinum	Palladium
Open	1225.47/1226.47	14.32/14.37	819.65	1,182.75
High	1227.92/1228.92	14.37/14.42	821.92	1,183.11
Low	1222.55/1223.55	14.28/14.33	818.69	1,182.11
Close / Last Mid*	1224.57/1225.57	14.32/14.37	819.65	1,182.75
London Pricing AM	1,213.20	14.15	831.00	1,162.00
London Pricing PM	1,213.25	NA	831.00	1,181.00
Handy Harman (Base)	1,213.25	14.35	831.00	1,181.00
Gold / Silver Ratio	85.74	NA	NA	NA
Open Interest	Gold OI	Silver OI		
COMEX	521,786		216,115	

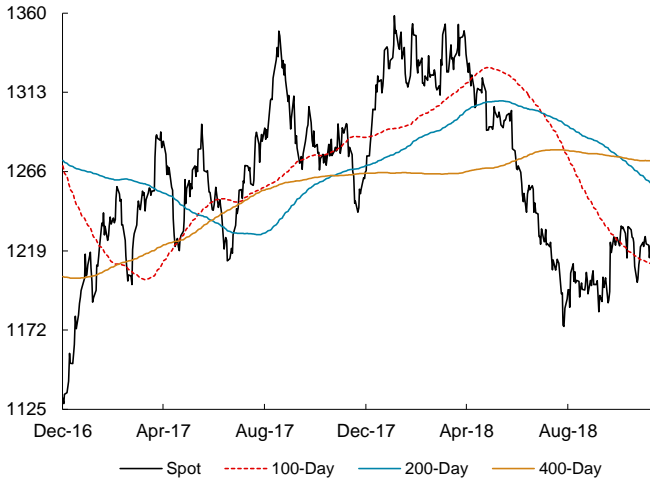
Technical Levels

	Gold	Silver	Platinum	Palladium
Pivot	1,225.77	14.340	822	1,179.09
Primary Support (Buy)	1,222.37	14.277	814	1,172.07
Primary Resistance (Sell)	1,227.26	14.369	828	1,189.81
HBOP	1,232.15	14.461	842	1,207.56
LBOP	1,217.48	14.185	800	1,154.32
Bollinger Band Upper	1,236.42	14.680	874	1,194.89
Bollinger Band Mid	1,219.87	14.327	845	1,144.93
Bollinger Band Lower	1,203.31	13.974	816	1,094.98
Relative Strength 9 Day	55	48	29	64
Relative Strength 14 Day	53	48	37	63

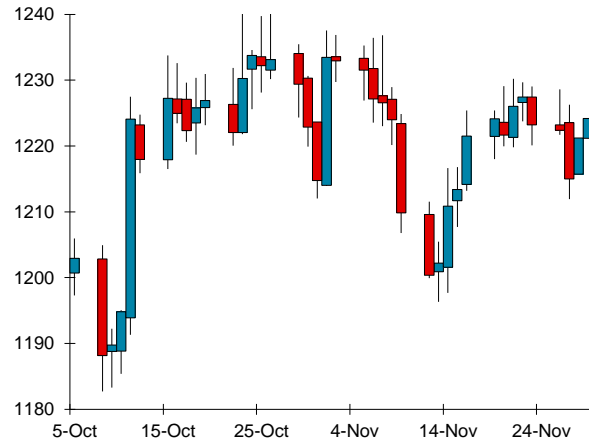
Close/last mid refers to the spot closing floor price in gold and silver, and spot's last mid price as provided by Bloomberg in platinum & palladium spot. All other data provided by Bloomberg. Actual market levels may differ.



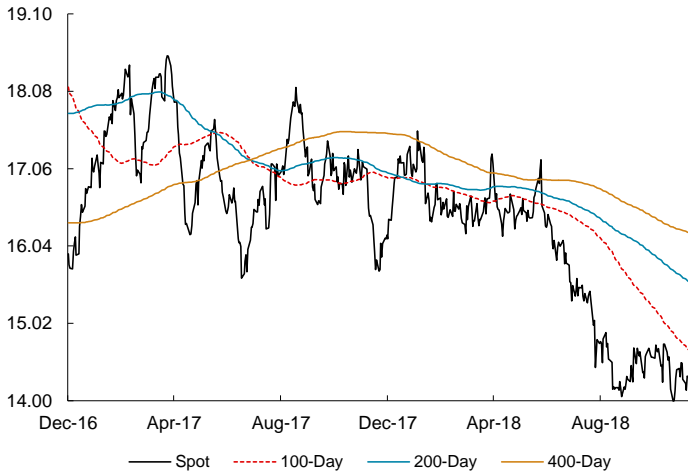
Gold: 2-Year Close with Moving Averages (\$/oz)



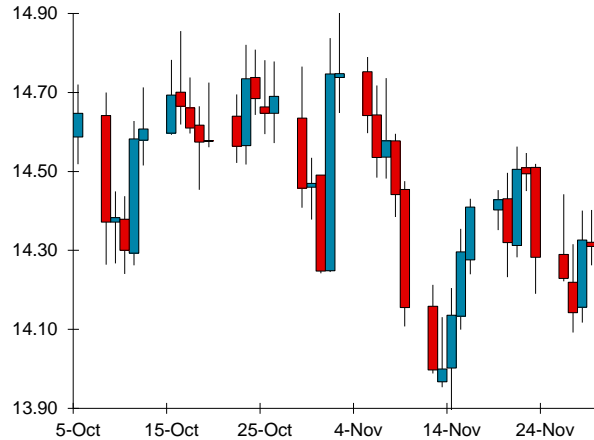
Gold: 2-Month Candlesticks (\$/oz)



Silver: 2-Year Close with Moving Averages (\$/oz)



Silver: 2-Month Candlesticks (\$/oz)



Source: Bloomberg (may differ from market spot prices)

Moving Averages

	Gold	Silver	Platinum	Palladium
5 Day MA	1,221.20	14.258	833	1,158.04
10 Day MA	1,222.67	14.345	840	1,158.46
20 Day MA	1,220.28	14.349	848	1,141.72
30 Day MA	1,222.81	14.426	843	1,128.90
60 Day MA	1,212.74	14.413	831	1,086.87
100 Day MA	1,211.28	14.677	823	1,022.12
200 Day MA	1,258.86	15.575	868	1,000.85
400 Day MA	1,272.32	16.218	-	-

FX Majors

CAD	1.3280
EUR	1.1386
GBP	1.2781
CHF	0.9964
AUD	0.7315
ZAR	13.6678
JPY	113.4300
as of:	11/29/2018 18:46

Markets

CRB	182.31
DJAIG	82.64
CRUDE (fut)	51.26
S&P 500	2737.76
US 10 Yr	3.03
US 30 Yr	3.32
CDN 10 Yr	2.31
as of:	11/29/2018 18:46

This report has been prepared on behalf of Scotiabank and is not for the use of private individuals. The Scotiabank trademark represents the precious metals business of The Bank of Nova Scotia. Scotiabank, together with "Global Banking and Markets", is a marketing name for the global corporate and investment banking and capital markets businesses of The Bank of Nova Scotia and certain of its affiliates in the countries where they operate. The Bank of Nova Scotia, a Canadian chartered bank, is incorporated in Canada with limited liability. Opinions, estimates and projections contained herein are subject to change without notice. The information and opinions contained herein have been compiled or arrived at from sources believed reliable but no representation or warranty, express or implied, is made as to their accuracy or completeness. Neither The Bank of Nova Scotia, its affiliates, employees or agents accepts any liability whatsoever for any loss arising from the use of this report or its contents. The Bank of Nova Scotia, its affiliates, employees or agents may hold a position in the products contained herein. This report is not a direct offer financial promotion, and is not to be construed as, an offer to sell or solicitation of an offer to buy any products whatsoever. This market commentary is regarded as a marketing communication. It has not been prepared in accordance with legal requirements designed to promote the independence of investment research and is not subject to any prohibition on dealing ahead of the dissemination of investment research. The Bank of Nova Scotia is authorised and regulated by the Office of the Superintendent of Financial Institutions Canada and the Investment Industry Regulatory Organisation of Canada. Authorised by the Prudential Regulation Authority. Subject to regulation by the Financial Conduct Authority and limited regulation by the Prudential Regulation Authority. Details about the extent of our regulation by the Prudential Regulation Authority are available on request.

