

# Global Research

## Gold & Silver Marketwatch

### Daily Update

**Trading Desk**  
 Reuters: MMCN  
 Tel: +1 - 212-225-6200  
[SMNY.Marketters@scotiabank.com](mailto:SMNY.Marketters@scotiabank.com)

Wednesday, November 21, 2018

#### Market Commentary

Gold prices increased on Wednesday on the back of a report showing a larger than expected decrease in durable goods orders. The market opened the day at 1224.06/1225.06. After the open, gold prices traded between a high level of 1229.76/1230.76 and a low level of 1224.06/1225.06, before concluding the session at 1227.20/1228.20.

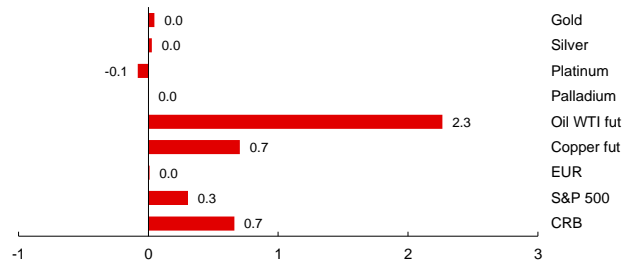
Silver fluctuated overnight before moving higher to open at 14.45/14.50. After the open, silver prices varied between a high level of 14.55/14.60 and a low level of 14.44/14.49, before closing at 14.52/14.57.

#### Technical Commentary

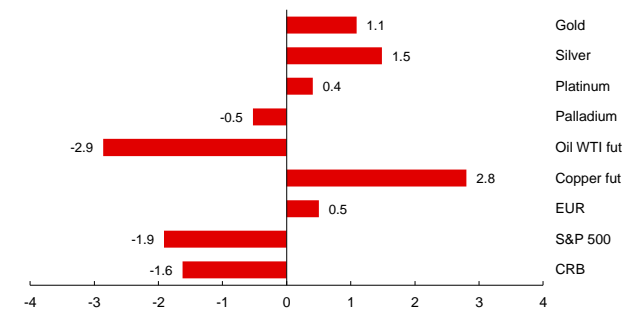
Gold closed higher today, at 1228.2. Support is at 1220.36 - the 38.2% Fibi retracement of the October low and October high range. Resistance is at 1229.2 - the 23.6% Fibi retracement of the October low and October high range.

Silver closed higher today, at 14.5651. Support is at 14.45 - the 50-day moving average. Resistance is at 14.53 - the 61.8% Fibi retracement of the October high - November low range.

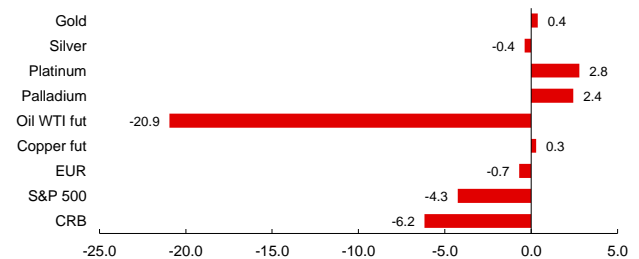
#### 1-Day Commodity Moves (%)



#### 5-Day Commodity Moves (%)



#### 1 Month Commodity Moves (%)




#### Notable Ranges & Technical Levels

	Gold	Silver	Platinum	Palladium
Open	1224.06/1225.06	14.45/14.50	845.65	1,151.71
High	1229.76/1230.76	14.55/14.60	846.50	1,151.71
Low	1224.06/1225.06	14.44/14.49	845.65	1,151.65
Close / Last Mid*	1227.20/1228.20	14.52/14.57	845.65	1,151.65
London Pricing AM	1,223.10	14.44	849.00	1,152.00
London Pricing PM	1,223.00	NA	845.00	1,155.00
Handy Harman (Base)	1,223.00	14.44	845.00	1,155.00
Gold / Silver Ratio	84.70	NA	NA	NA
Open Interest	Gold OI	Silver OI		
COMEX	525,940	223,049		

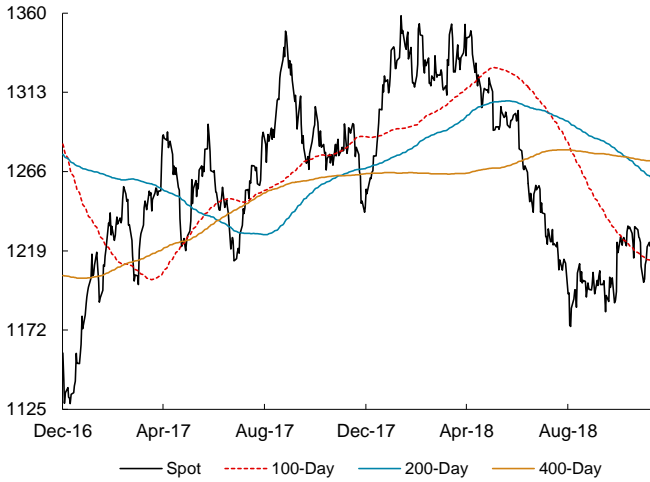
#### Technical Levels

	Gold	Silver	Platinum	Palladium
Pivot	1,227.40	14.525	846	1,152.23
Primary Support (Buy)	1,224.61	14.486	840	1,143.12
Primary Resistance (Sell)	1,228.79	14.547	852	1,160.77
HBOP	1,232.97	14.608	863	1,178.42
LBOP	1,220.43	14.425	829	1,125.47
Bollinger Band Upper	1,240.96	14.852	875	1,179.86
Bollinger Band Mid	1,221.62	14.416	849	1,124.55
Bollinger Band Lower	1,202.28	13.979	823	1,069.23
Relative Strength 9 Day	58	56	50	58
Relative Strength 14 Day	55	53	52	59

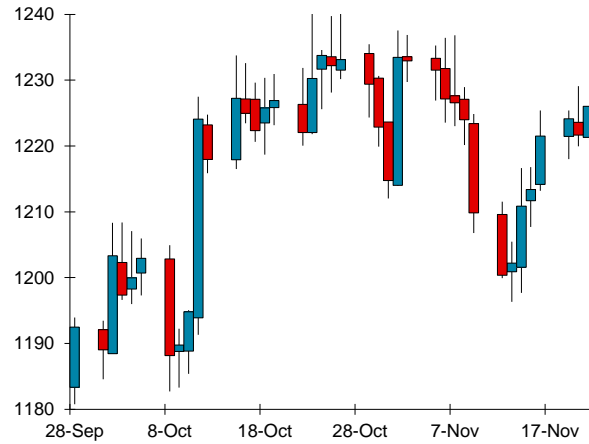
Close/last mid refers to the spot closing floor price in gold and silver, and spot's last mid price as provided by Bloomberg in platinum & palladium spot.  
 All other data provided by Bloomberg. Actual market levels may differ.



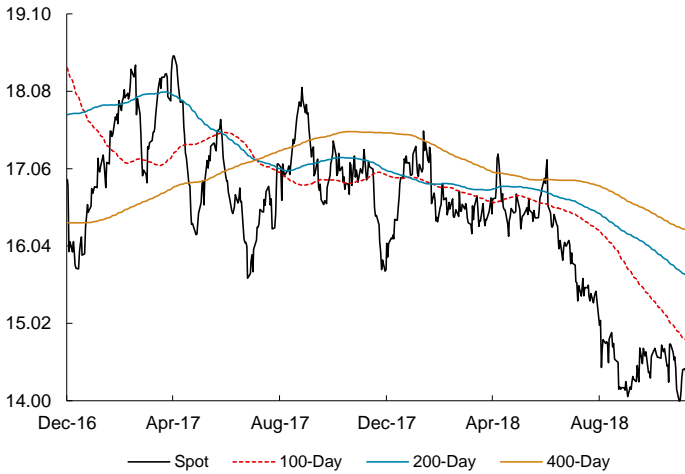
Gold: 2-Year Close with Moving Averages (\$/oz)



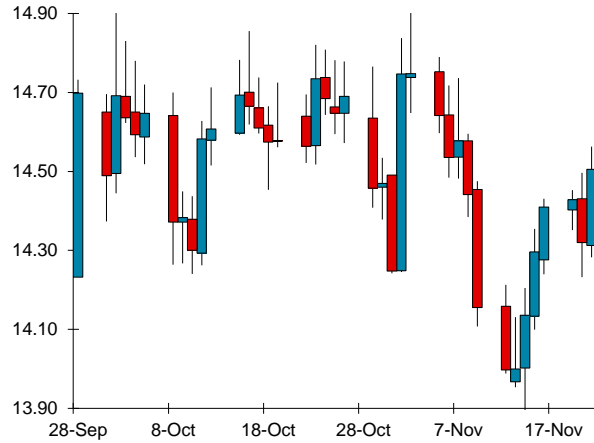
Gold: 2-Month Candlesticks (\$/oz)



Silver: 2-Year Close with Moving Averages (\$/oz)



Silver: 2-Month Candlesticks (\$/oz)



Source: Bloomberg (may differ from market spot prices)

Moving Averages

	Gold	Silver	Platinum	Palladium
5 Day MA	1,221.34	14.392	846	1,159.62
10 Day MA	1,215.40	14.269	846	1,138.15
20 Day MA	1,221.90	14.422	848	1,122.18
30 Day MA	1,223.11	14.491	843	1,112.72
60 Day MA	1,210.36	14.418	826	1,068.91
100 Day MA	1,213.10	14.779	823	1,009.66
200 Day MA	1,262.36	15.645	873	997.16
400 Day MA	1,272.56	16.253	-	-

FX Majors

CAD	1.3237
EUR	1.1385
GBP	1.2772
CHF	0.9942
AUD	0.7263
ZAR	13.9284
JPY	113.0500
as of:	11/21/2018 17:47

Markets

CRB	185.00
DJAIG	83.37
CRUDE (fut)	54.64
S&P 500	2649.93
US 10 Yr	3.06
US 30 Yr	3.32
CDN 10 Yr	2.36
as of:	11/21/2018 17:47

This report has been prepared on behalf of Scotiabank and is not for the use of private individuals. The Scotiabank trademark represents the precious metals business of The Bank of Nova Scotia. Scotiabank, together with "Global Banking and Markets", is a marketing name for the global corporate and investment banking and capital markets businesses of The Bank of Nova Scotia and certain of its affiliates in the countries where they operate. The Bank of Nova Scotia, a Canadian chartered bank, is incorporated in Canada with limited liability. Opinions, estimates and projections contained herein are subject to change without notice. The information and opinions contained herein have been compiled or arrived at from sources believed reliable but no representation or warranty, express or implied, is made as to their accuracy or completeness. Neither The Bank of Nova Scotia, its affiliates, employees or agents accepts any liability whatsoever for any loss arising from the use of this report or its contents. The Bank of Nova Scotia, its affiliates, employees or agents may hold a position in the products contained herein. This report is not a direct offer financial promotion, and is not to be construed as, an offer to sell or solicitation of an offer to buy any products whatsoever. This market commentary is regarded as a marketing communication. It has not been prepared in accordance with legal requirements designed to promote the independence of investment research and is not subject to any prohibition on dealing ahead of the dissemination of investment research. The Bank of Nova Scotia is authorised and regulated by the Office of the Superintendent of Financial Institutions Canada and the Investment Industry Regulatory Organisation of Canada. Authorised by the Prudential Regulation Authority. Subject to regulation by the Financial Conduct Authority and limited regulation by the Prudential Regulation Authority. Details about the extent of our regulation by the Prudential Regulation Authority are available on request.

