

Speculators Adding To EUR Risk For Second Week

Data in this report cover up to Tuesday Oct 30 & were released Friday Nov 2.

- This week’s speculative positioning adjustments were dominated by risk taking in EUR, GBP and CHF alongside a relatively sizeable liquidation of bullish MXN bets. The aggregate USD long climbed \$1.1bn w/w to \$27.9bn—just below the \$28.1bn two year high reached in mid-October. Speculative positions in the growth sensitive commodity currencies were unchanged and JPY risk was also pared modestly. JPY remains the largest held net short, followed by AUD, EUR and GBP. Bearish NZD, CHF and CAD positions are relatively modest and MXN is still the only currency held net long.
- Speculators have been generally paring CAD risk for much of October, liquidating both gross long and gross short positions while delivering a modest narrowing in the net short. The \$0.7bn net short CAD position is relatively small while the bearish AUD position remains extended at \$5.0bn hovering just above the record levels observed in 2013 and 2015.
- The EUR net short widened a modest \$0.3bn w/w to a fresh low at -\$4.6bn. Details reveal risk taking on both sides, with a \$0.9bn build in gross longs and a \$1.2bn build in gross shorts. In contract terms, the gross short EUR position is still at roughly half the extended levels observed in both 2015 and 2016. Gross longs have been halved from the record levels reached in April (see middle right p2).

30-Oct	Sentiment		\$mns	
	Bias	Trend	Position	w/w chg.
CAD	bearish	neutral	-736	-184
AUD	bearish	neutral	-5,003	-16
NZD	bearish	neutral	-2,296	-131
MXN	bullish	decreasing	843	-661
EUR	bearish	increasing	-4,632	-287
GBP	bearish	increasing	-4,168	-354
CHF	bearish	decreasing	-1,806	343
JPY	bearish	neutral	-10,123	194
Gold	bullish	decreasing	1,614	-2,002
Total USD pos'n (excl. gold)			27,921	1,096

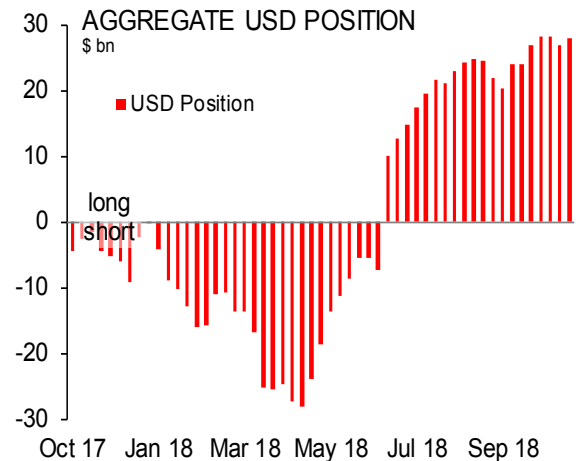
CAD — NON-COMMERCIAL POSITIONING

Date	(\$MM)	Position - Contracts of 100,000 CAD				Open Int.	
		Net	Long	Short	Net		
30-Oct	-736		29,436	39,091	-9,655	-2,427	118,508
23-Oct	-552		32,031	39,259	-7,228	3,791	118,053
16-Oct	-852		32,202	43,221	-11,019	1,126	115,386
9-Oct	-938		38,867	51,012	-12,145	6,339	121,489

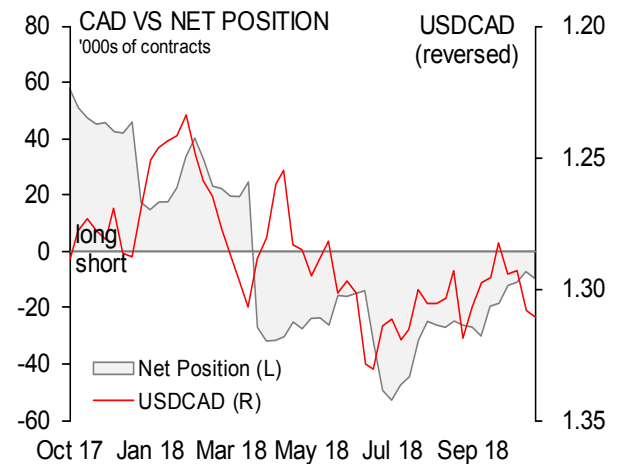
FOLLOW US ON TWITTER @SCOTIABANKFX

Shaun Osborne
Chief FX Strategist
416.945.4538
shaun.osborne@scotiabank.com

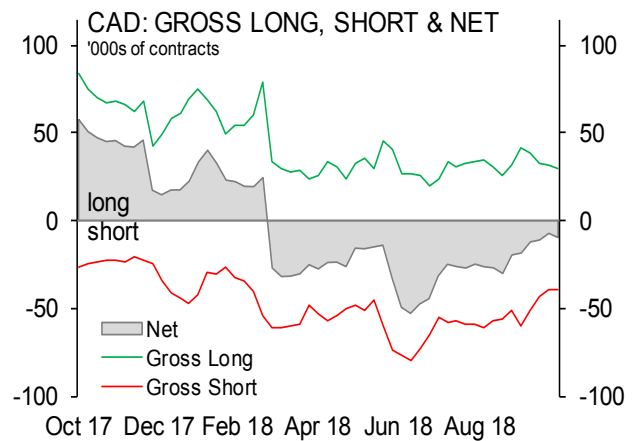
Eric Theoret, CFA, CMT
FX Strategist
416.863.7030
eric.theoret@scotiabank.com



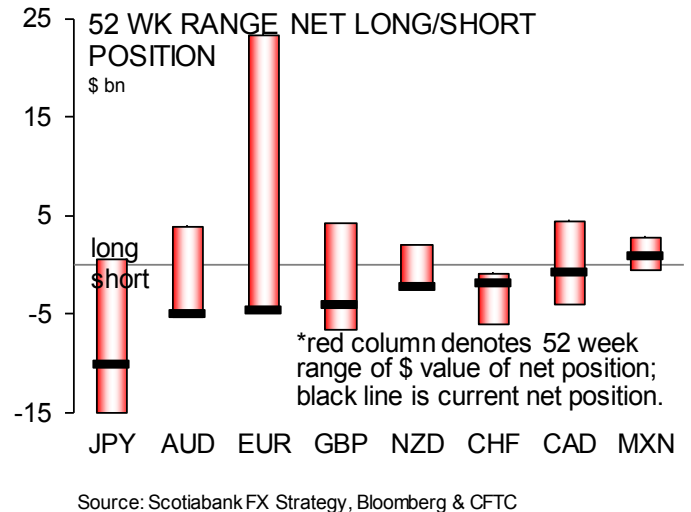
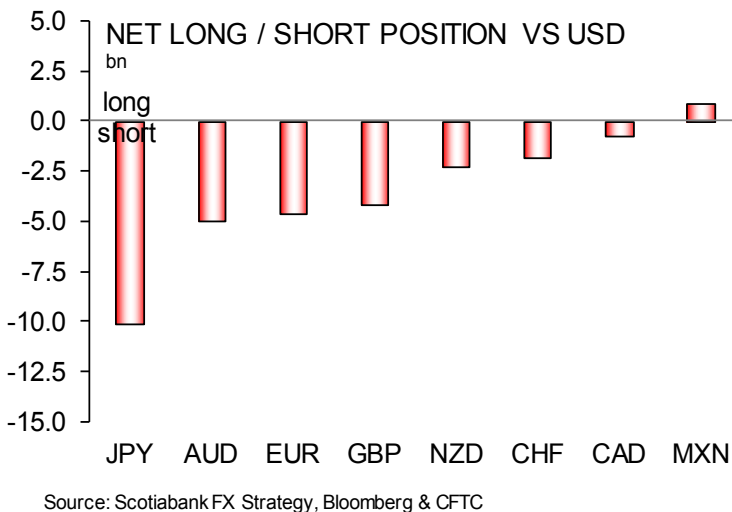
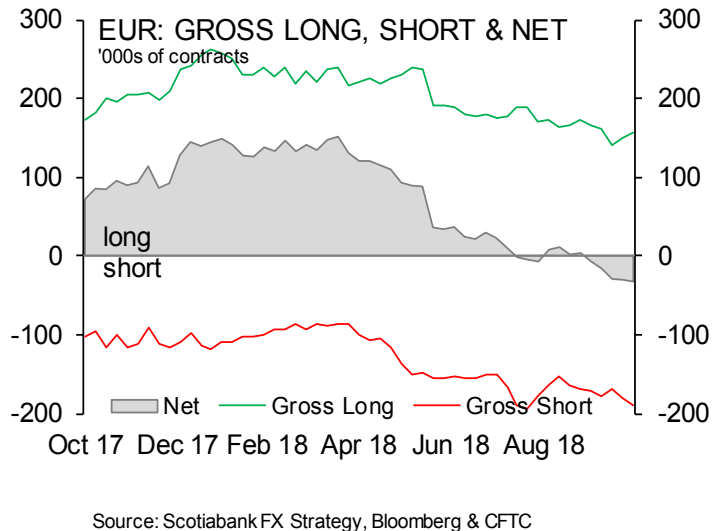
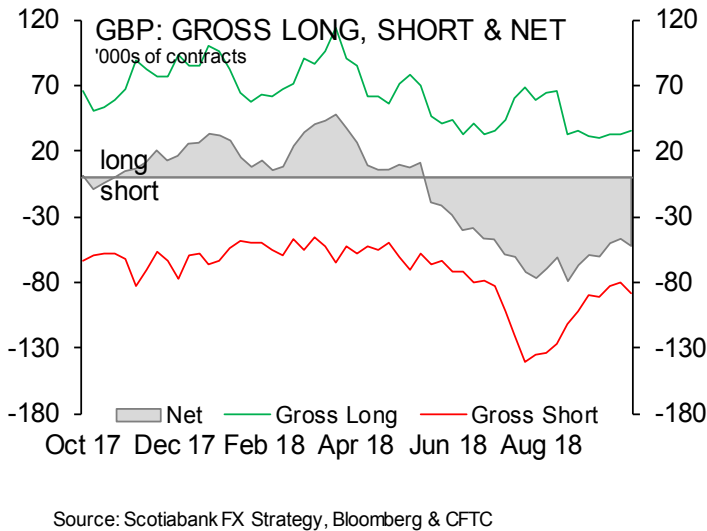
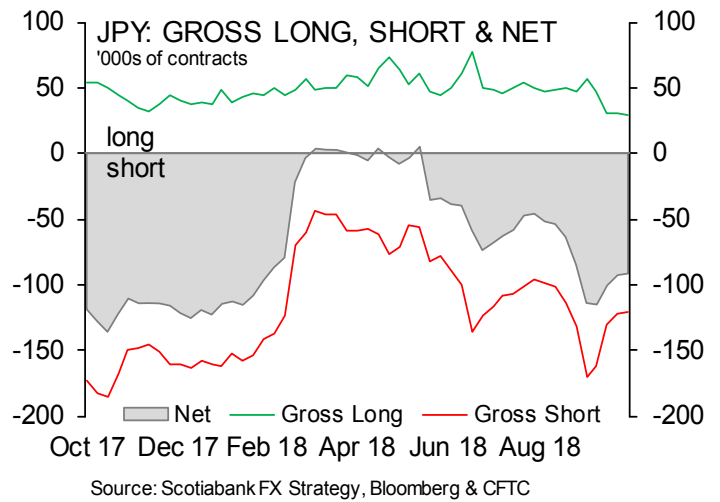
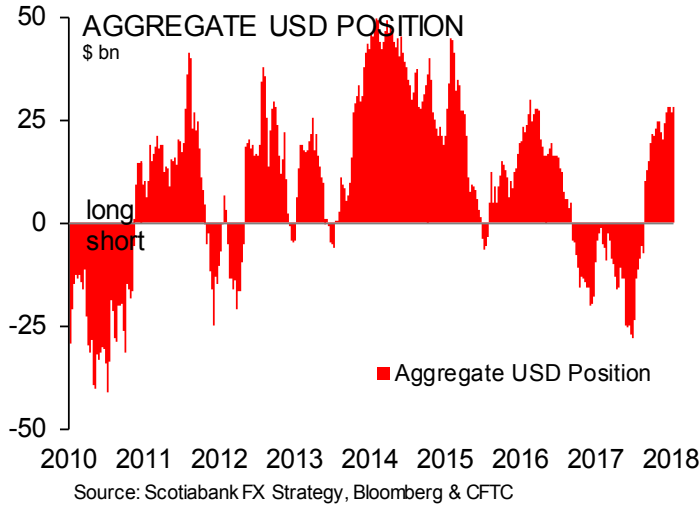
Source: Scotiabank FX Strategy, Bloomberg & CFTC



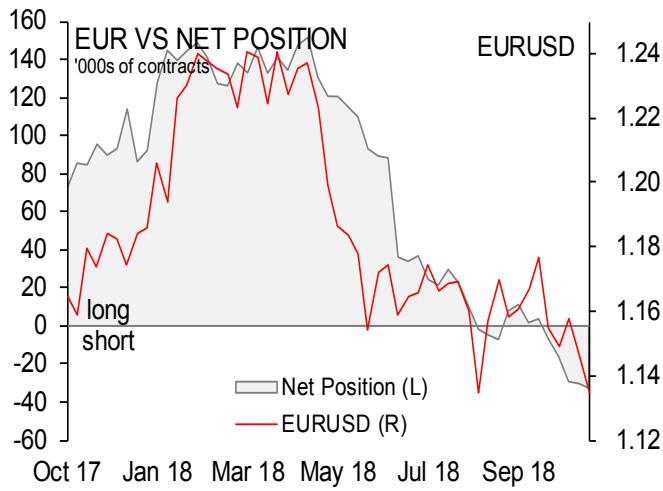
Source: Scotiabank FX Strategy, Bloomberg & CFTC



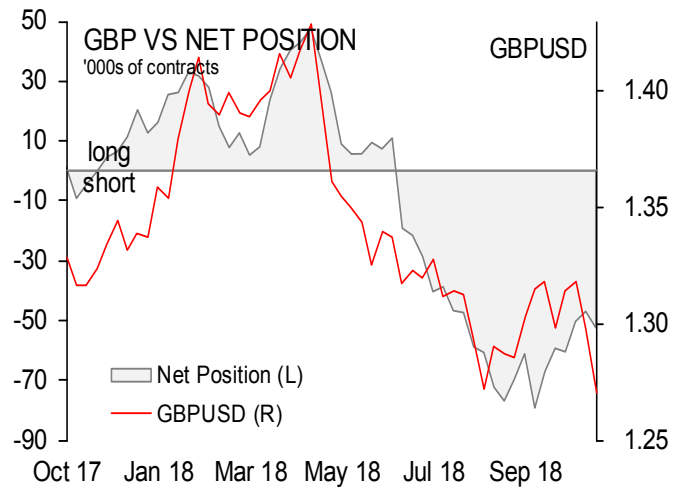
Source: Scotiabank FX Strategy, Bloomberg & CFTC



This report is intended for gbmreports@konradgroup.com. Unauthorized distribution of this report is prohibited.



Source: Scotiabank FX Strategy, Bloomberg & CFTC



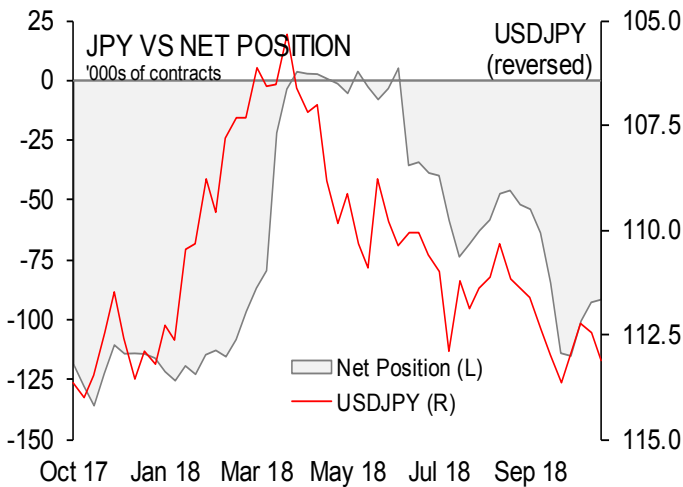
Source: Scotiabank FX Strategy, Bloomberg & CFTC

EUR — NON-COMMERCIAL POSITIONING

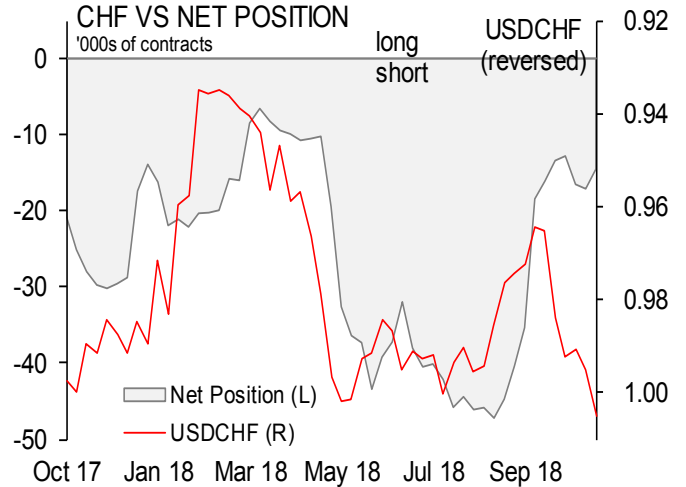
Date	(\$MM)	Position - Contracts of 125,000 EUR				Open Int.
	Net	Long	Short	Net	Net w/w	
30-Oct	-4,632	157,691	190,353	-32,662	-2,358	504,458
23-Oct	-4,345	149,585	179,889	-30,304	-960	489,829
16-Oct	-4,245	140,817	170,161	-29,344	-13,202	469,299
9-Oct	-2,319	162,315	178,457	-16,142	-9,041	483,802

GBP — NON-COMMERCIAL POSITIONING

Date	(\$MM)	Position - Contracts of 62,500 GBP				Open Int.
	Net	Long	Short	Net	Net w/w	
30-Oct	-4,168	35,778	88,260	-52,482	-5,485	233,339
23-Oct	-3,814	33,299	80,296	-46,997	3,356	221,303
16-Oct	-4,148	32,153	82,506	-50,353	10,154	210,108
9-Oct	-4,970	30,186	90,693	-60,507	-1,167	210,549



Source: Scotiabank FX Strategy, Bloomberg & CFTC



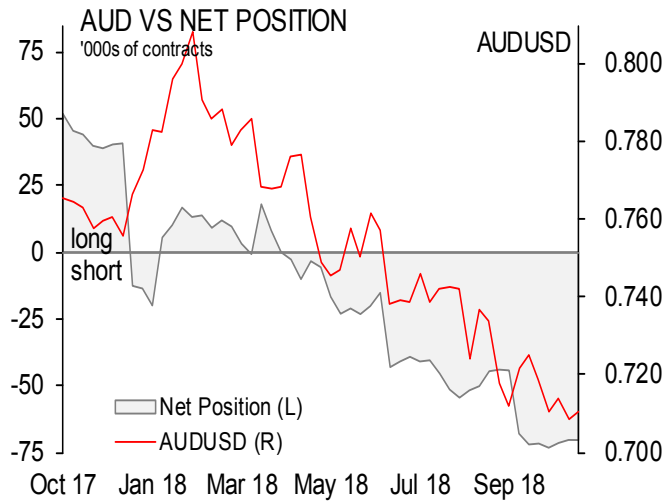
Source: Scotiabank FX Strategy, Bloomberg & CFTC

JPY — NON-COMMERCIAL POSITIONING

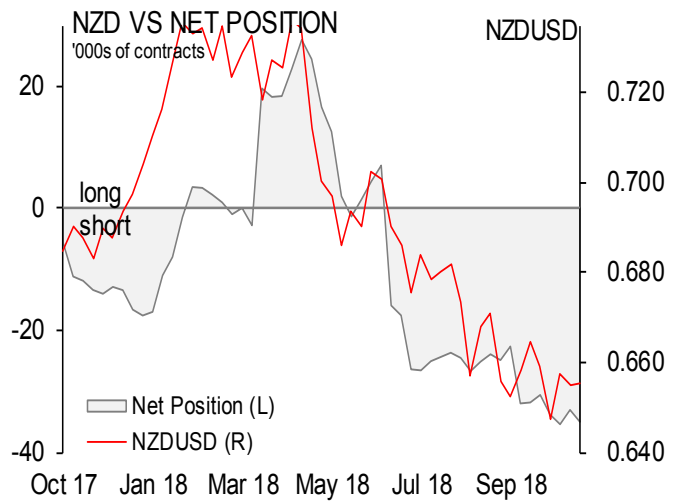
Date	(\$MM)	Position - Contracts of 12.5MM JPY				Open Int.
	Net	Long	Short	Net	Net w/w	
30-Oct	-10,123	28,854	120,474	-91,620	1,184	203,113
23-Oct	-10,317	29,922	122,726	-92,804	7,817	205,643
16-Oct	-11,205	30,096	130,717	-100,621	14,580	211,210
9-Oct	-12,748	47,034	162,235	-115,201	-1,155	253,374

CHF — NON-COMMERCIAL POSITIONING

Date	(\$MM)	Position - Contracts of 125,000 CHF				Open Int.
	Net	Long	Short	Net	Net w/w	
30-Oct	-1,806	18,851	33,373	-14,522	2,583	75,835
23-Oct	-2,149	13,213	30,318	-17,105	-581	69,685
16-Oct	-2,085	13,505	30,029	-16,524	-3,721	64,635
9-Oct	-1,613	14,990	27,793	-12,803	599	61,862



Source: Scotiabank FX Strategy, Bloomberg & CFTC



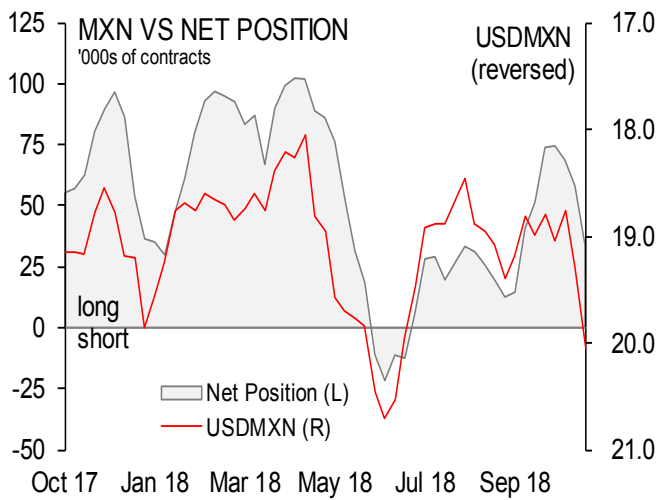
Source: Scotiabank FX Strategy, Bloomberg & CFTC

AUD — NON-COMMERCIAL POSITIONING

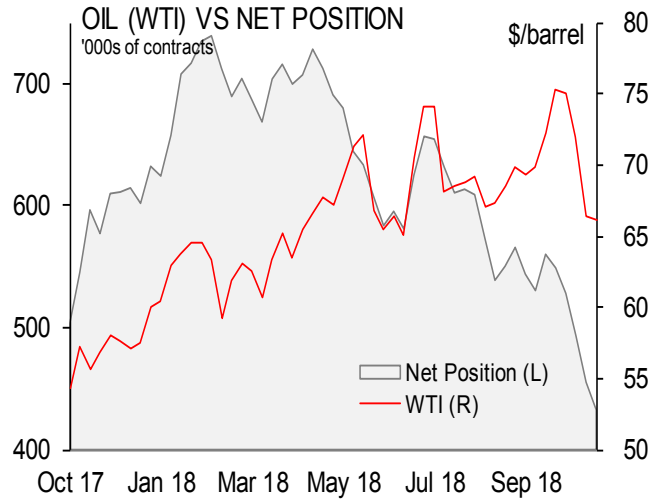
Date	(\$MM)	Position - Contracts of 100,000 AUD				Open Int.
	Net	Long	Short	Net	Net w/w	
30-Oct	-5,003	22,379	92,791	-70,412	-44	164,840
23-Oct	-4,986	20,207	90,575	-70,368	1,123	157,539
16-Oct	-5,105	19,849	91,340	-71,491	1,793	155,988
9-Oct	-5,205	25,596	98,880	-73,284	-1,566	170,758

NZD — NON-COMMERCIAL POSITIONING

Date	(\$MM)	Position - Contracts of 100,000 NZD				Open Int.
	Net	Long	Short	Net	Net w/w	
30-Oct	-2,296	8,956	43,987	-35,031	-1,983	59,718
23-Oct	-2,165	9,634	42,682	-33,048	2,364	58,683
16-Oct	-2,328	11,136	46,548	-35,412	-1,592	62,490
9-Oct	-2,190	15,418	49,238	-33,820	-3,224	64,710



Source: Scotiabank FX Strategy, Bloomberg & CFTC



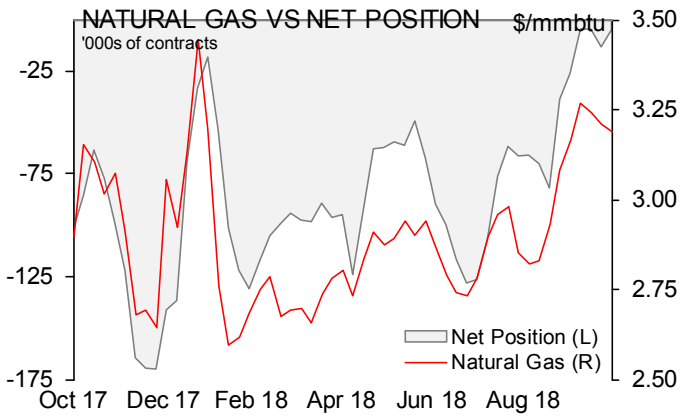
Source: Scotiabank FX Strategy, Bloomberg & CFTC

MXN — NON-COMMERCIAL POSITIONING

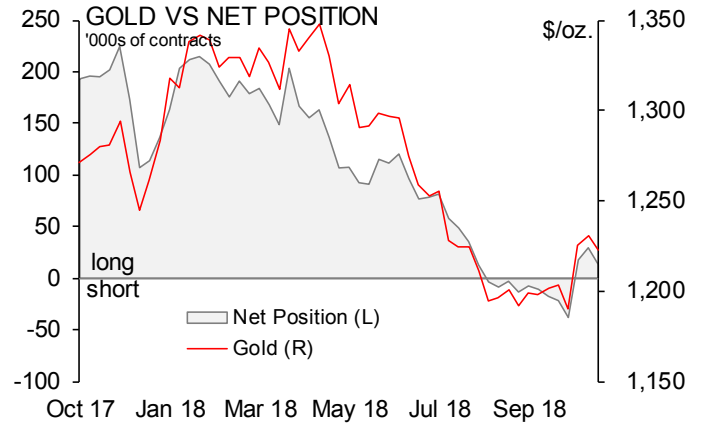
Date	(\$MM)	Position - Contracts of 500,000 MXN				Open Int.
	Net	Long	Short	Net	Net w/w	
30-Oct	843	93,644	59,835	33,809	-24,218	192,330
23-Oct	1,504	111,571	53,544	58,027	-10,548	206,270
16-Oct	1,828	127,324	58,749	68,575	-5,874	215,138
9-Oct	1,955	126,813	52,364	74,449	620	208,594

NYMEX Crude — NON-COMMERCIAL POSITIONING

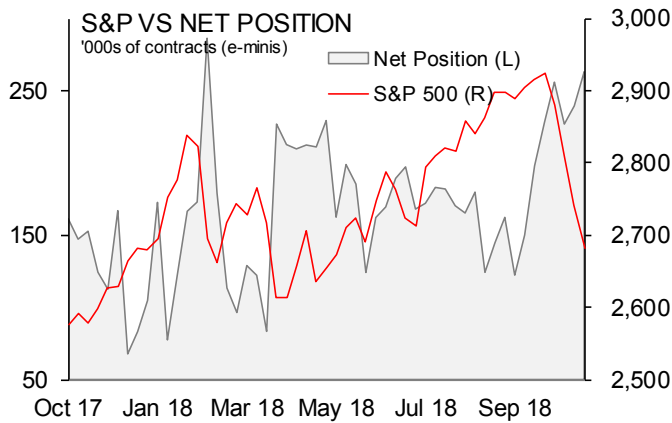
Date	(\$MM)	Position - Contracts of 1000 barrels				Open Int.
	Net	Long	Short	Net	Net w/w	
30-Oct	28,632	565,671	133,033	432,638	-22,640	2,093,055
23-Oct	30,244	585,412	130,134	455,278	-37,951	2,131,494
16-Oct	35,473	614,423	121,194	493,229	-34,822	2,218,887
9-Oct	39,583	633,117	105,066	528,051	-20,858	2,217,171



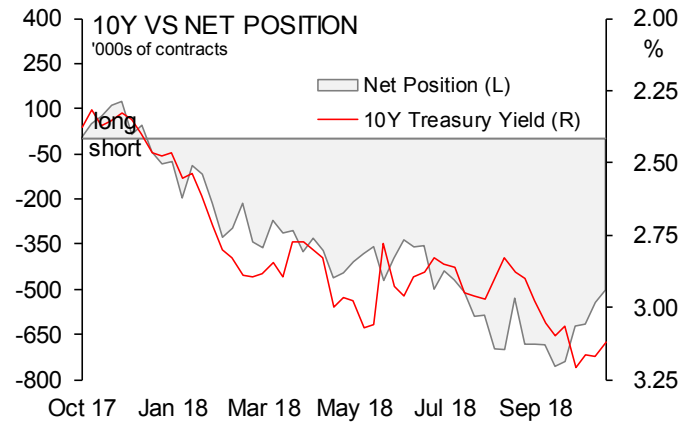
Source: Scotiabank FX Strategy, Bloomberg & CFTC



Source: Scotiabank FX Strategy, Bloomberg & CFTC



Source: Scotiabank FX Strategy, Bloomberg & CFTC



Source: Scotiabank FX Strategy, Bloomberg & CFTC

IMPORTANT NOTICE and DISCLAIMER:

This report is prepared by Scotiabank as a resource for clients of Scotiabank for information and discussion purposes only. This report should be considered a marketing communication and has not been prepared by a member of the research department of Scotiabank, it is solely for the use of sophisticated institutional investors, and this report does not constitute investment advice or any personal recommendation to invest in a financial instrument or "investment research" as defined by the UK Prudential Regulation Authority or UK Financial Conduct Authority. This document has not been prepared in accordance with EU legal requirements designed to promote the independence of investment research and the information contained in this publication is not subject to any prohibition in the EU on dealing ahead of the dissemination of investment research. Opinions, estimates and projections contained herein are our own as of the date hereof and are subject to change without notice. The information and opinions contained herein have been compiled or arrived at from publically available sources believed reliable but no representation or warranty, express or implied, is made as to their accuracy or completeness and neither the information nor the forecast shall be taken as a representation for which Scotiabank or any of its employees incur any responsibility. Neither Scotiabank nor its representatives accept any liability whatsoever for any loss arising from any use of this report or its contents. This report is not, and is not constructed as, an offer to sell or solicitation of any offer to buy any financial instruments and has no regard to the specific investment objectives, financial situation or particular needs of any recipient. It is not intended to provide legal, tax, accounting or other advice. Scotiabank and/or its respective officers, directors or employees may from time to time take positions in the products mentioned herein as principal or agent. Directors, officers or employees of Scotiabank may serve as directors of corporations referred to herein. Scotiabank may have acted as financial advisor and/or underwriter for certain of the corporations mentioned herein and may have received and may receive remuneration for same. This report may include forward-looking statements about the objectives and strategies of Scotiabank. Such forward-looking statements are inherently subject to uncertainties beyond the control of Scotiabank including but not limited to economic and financial conditions globally, regulatory development in Canada and elsewhere, technological developments and competition. The reader is cautioned that the member's actual performance could differ materially from such forward-looking statements. Past performance or simulated past performance is not a reliable indicator of future results. Forecasts are not a reliable indicator of future performance. You should note that the manner in which you implement any of strategies set out in this report may expose you to significant risk and you should carefully consider your ability to bear such risks through consultation with your legal, accounting and other advisors. Information in this report regarding services and products of Scotiabank is applicable only in jurisdictions where such services and products may lawfully be offered for sale and is void where prohibited by law. If you access this report from outside of Canada, you are responsible for compliance with local, national and international laws. Not all products and services are available across Canada or in all countries. All Scotiabank products and services are subject to the terms of applicable agreements. This report and all information, opinions and conclusions contained in it are protected by copyright. This report may not be reproduced in whole or in part, or referred to in any manner whatsoever nor may the information, opinions and conclusions contained in it be referred to without in each case the prior express consent of Scotiabank. Scotiabank is a Canadian chartered bank.

If you are affected by MIFID II, you must advise us in writing at trade.supervision@scotiabank.com.

™Trademark of The Bank of Nova Scotia. Used under license, where applicable. Scotiabank, together with "Global Banking and Markets", is a marketing name for the global corporate and investment banking and capital markets businesses of The Bank of Nova Scotia and certain of its affiliates in the countries where they operate, including, Scotia Capital Inc. and Scotia Capital (USA) Inc., Scotiabank Europe plc, Scotiabank (Ireland) Limited - all members of the Scotia-bank Group and authorized users of the mark. The Bank of Nova Scotia is incorporated in Canada with limited liability. Scotia Capital Inc. is a member of the Canadian Investor Protection Fund. Scotia Capital (USA) Inc. is a broker-dealer registered with the SEC and is a member of FINRA, NYSE, NFA and SIPC. The Bank of Nova Scotia is authorized and regulated by the Office of the Superintendent of Financial Institutions in Canada. The Bank of Nova Scotia is authorized by the Prudential Regulation Authority and subject to regulation by the Financial Conduct Authority and limited regulation by the Prudential Regulation Authority. Details about the extent of The Bank of Nova Scotia's regulation by the Prudential Regulation Authority are available from us on request. Scotiabank Europe plc is authorized by the Prudential Regulation Authority and regulated by the Financial Conduct Authority and the Prudential Regulation Authority.

To unsubscribe from receiving further Commercial Electronic Messages click this link: www.unsubscribe.gbm.scotiabank.com.