

## High-Frequency Dashboard: Tracking the Second Wave Impact (November 24, 2020)

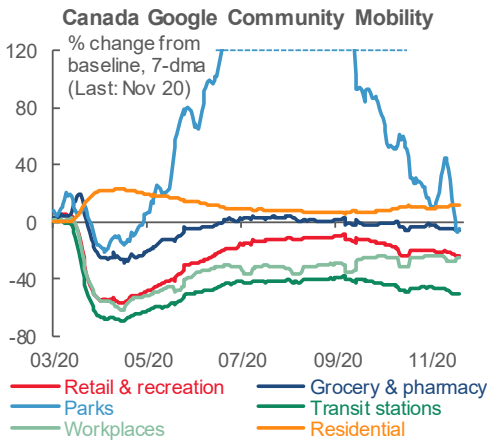
**Shaun Osborne**  
Chief FX Strategist  
461.945.4538  
shaun.osborne@scotiabank.com

**Juan Manuel Herrera**  
FX Strategist  
416.866.6781  
juanmanuel.herrera@scotiabank.com

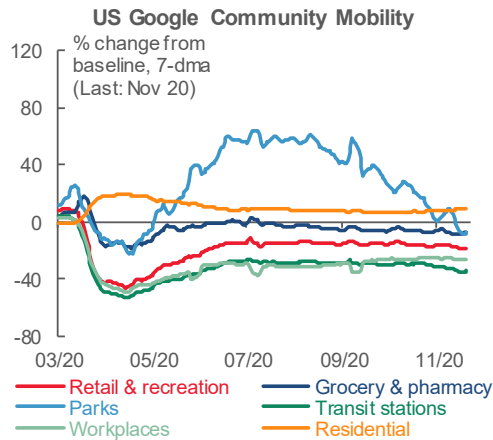
Follow us on Twitter [@SCOTIABANKFX](https://twitter.com/SCOTIABANKFX)

### Google Community Mobility

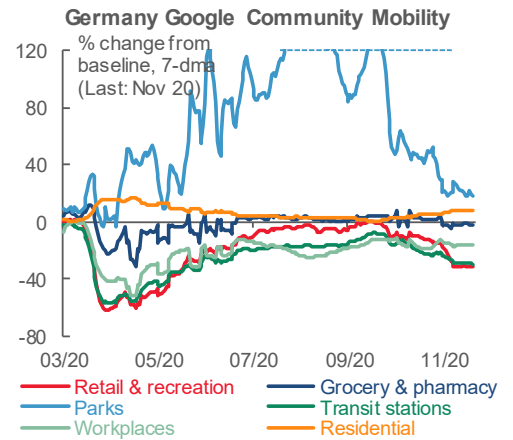
- Daily Google data tracking movement trends point to a slowing of economic activity in most of the major economies that we track, with only Japan and Mexico showing a continued increase in mobility while new 'semi-lockdowns' and fear of contagion combined with cooler temperatures in other countries appear to limit activity. Mobility in the UK has sharply decelerated as the government imposed restrictions in certain virus hotspots before recently moving to semi lockdown measures in the whole of England. Some Canadian provinces and Germany have recently shut restaurants and bars amid climbing case counts. Restrictions in the US are still, overall, relatively lax compared to the pandemic's first peak in spring and mobility remains relatively unaffected—but virus curbs in places such as NYC should begin to be reflected in the national figure.



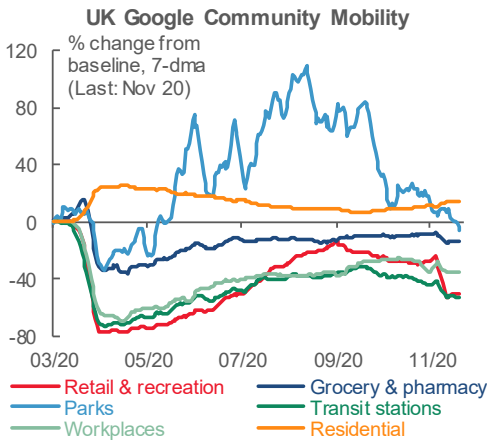
Source: Google, Scotiabank FICC Strategy.



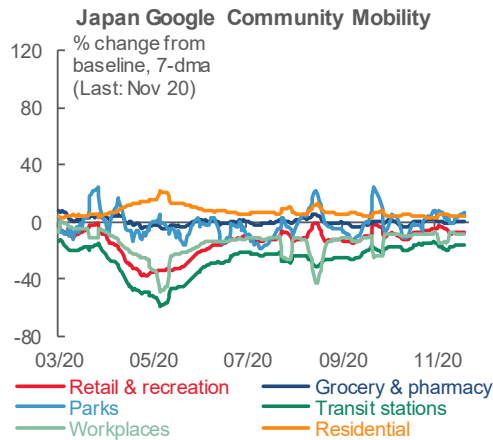
Source: Google, Scotiabank FICC Strategy.



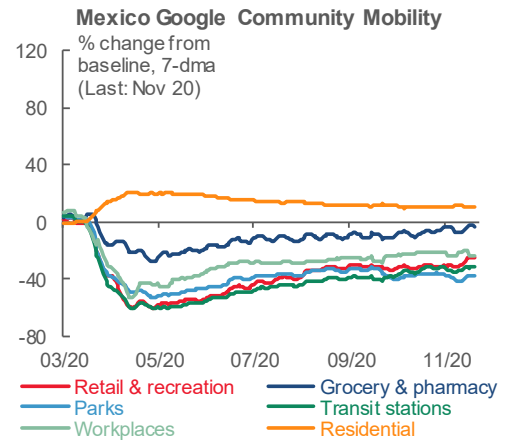
Source: Google, Scotiabank FICC Strategy.



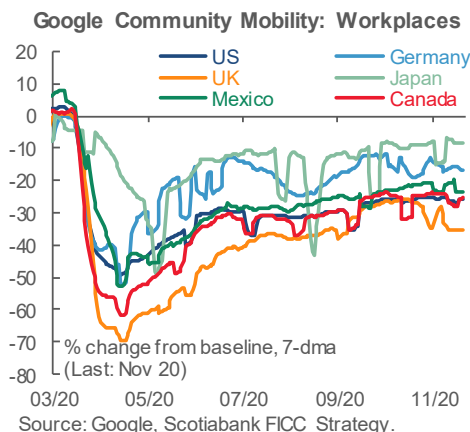
Source: Google, Scotiabank FICC Strategy.



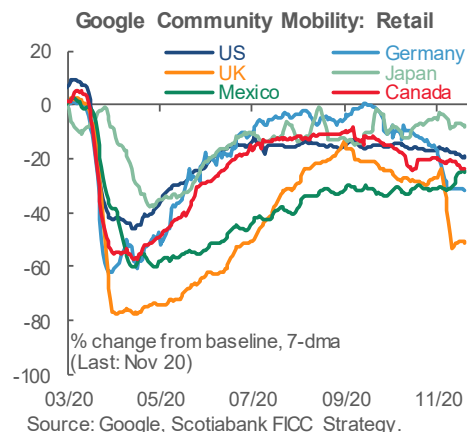
Source: Google, Scotiabank FICC Strategy.



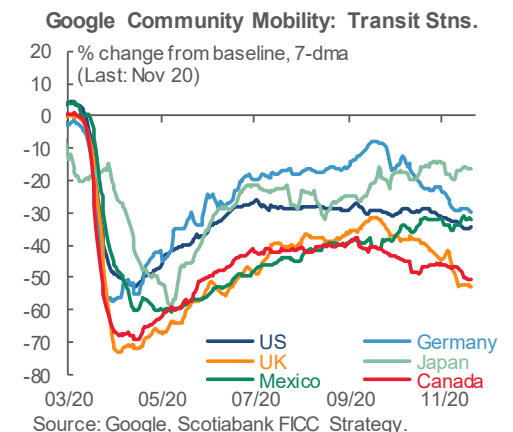
Source: Google, Scotiabank FICC Strategy.



Source: Google, Scotiabank FICC Strategy.



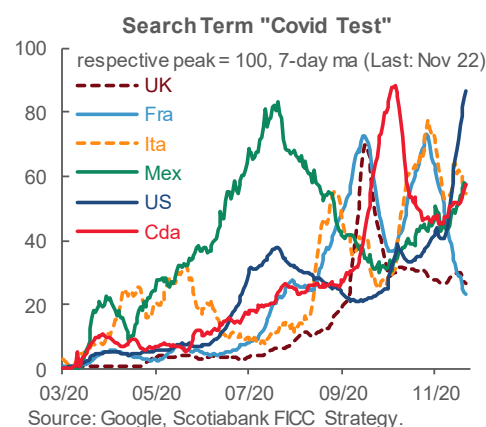
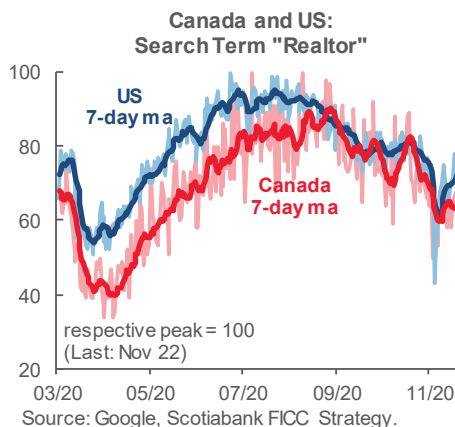
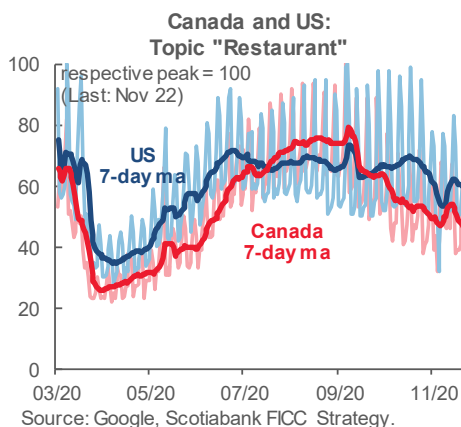
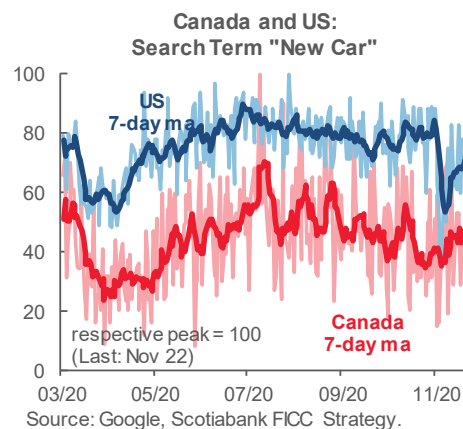
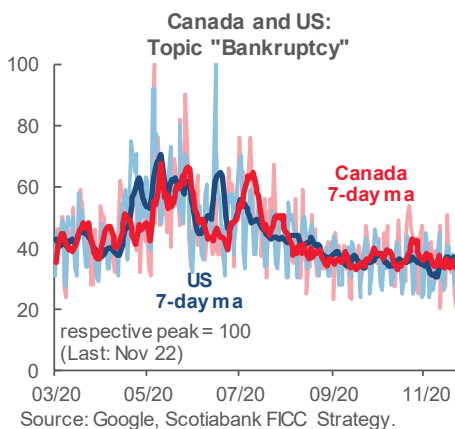
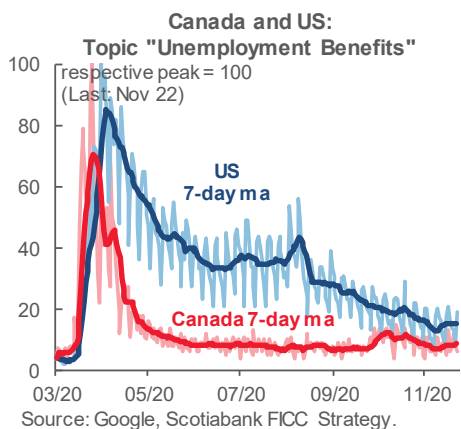
Source: Google, Scotiabank FICC Strategy.



Source: Google, Scotiabank FICC Strategy.

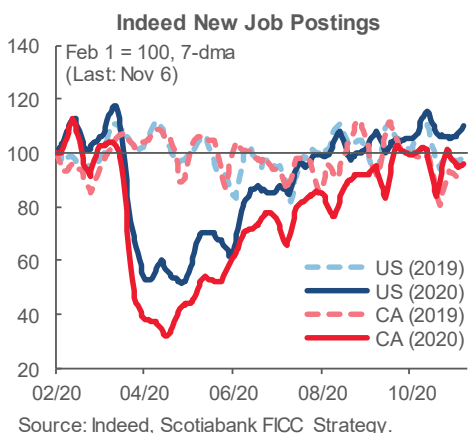
### Google Search Trends

- Google Trends data does not (yet?) show an important uptick in searches for unemployment benefits in Canada amid regional virus restrictions while those in the US also remain on a clear downward trend (albeit seemingly flattening of late). Searches of "Covid test" in the US have reached a new high in line with the surge in contagions in the past couple of weeks while those in Canada, France, and Italy have eased off their peaks—but the recent rebound in Canada likely originates from a jump in cases in the Prairies.



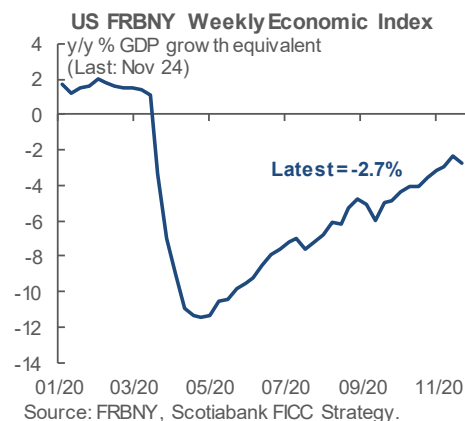
### Indeed New Job Postings

- Online daily job postings on Indeed are above relative to 2019 in the US and in Canada—but remain below their pre-pandemic level in the latter.



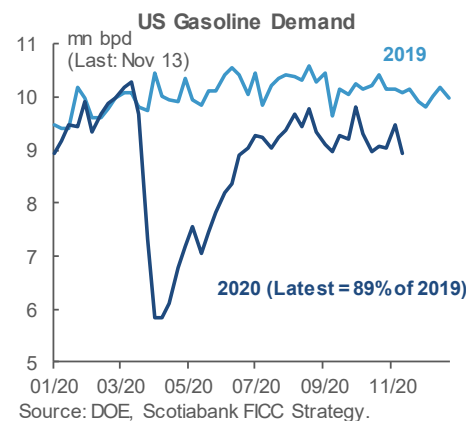
### New York Fed Economic Index

- The NY Fed's economic index which aggregates ten daily and weekly indices points to a year-on-year decline in GDP of around -2.7% in late-Nov equivalent to a 3.3% q/q increase for Q4 following an official 33% expansion in Q3 after Q2's 31.4% q/q contraction.



### US Gasoline Demand

- Weekly US gasoline demand currently sits at around 10% below last year's levels with mobility still significantly subdued amid contagion concerns and restrictions.



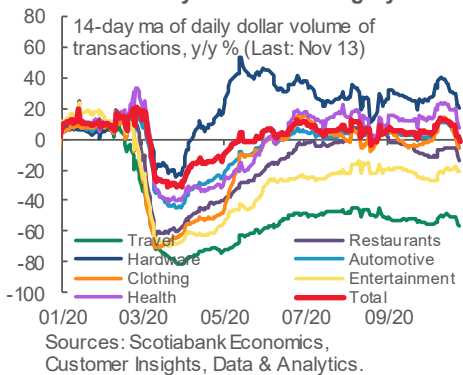
## Scotiabank Canadian Merchant Data

- Scotiabank debit and credit card payments data compiled by our Economics, Customer Insights, and Data & Analytics teams show that retail transactions across core merchant categories have rebounded solidly in Canada from their April depths when compared to the same period last year. Total credit and debit transactions now stand around flat compared to their year-ago levels owing to base-effect-related impacts—after falling by close to 30% y/y in April.
- The recent increase in contagions—and related restrictions in some provinces—has led to a resumption of year-on-year declines in restaurant and entertainment transactions while total transactions are supported by increased hardware, health, and groceries spending. For more details see [here](#). For questions contact Nikita Perevalov ([nikita.perevalov@scotiabank.com](mailto:nikita.perevalov@scotiabank.com)).

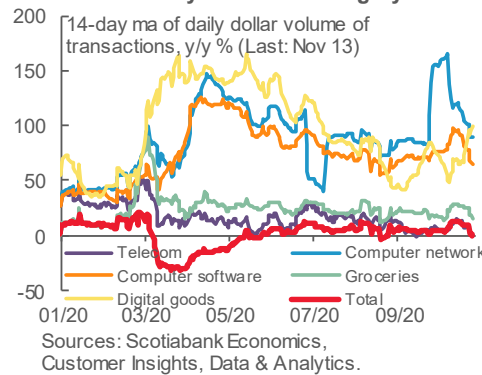
## Scotia FX Risk Appetite Index

- Our daily risk appetite index—a factor of financial risk variables such as CDS spreads and market volatility—is trading above its 40-day MA following the early-November US election.

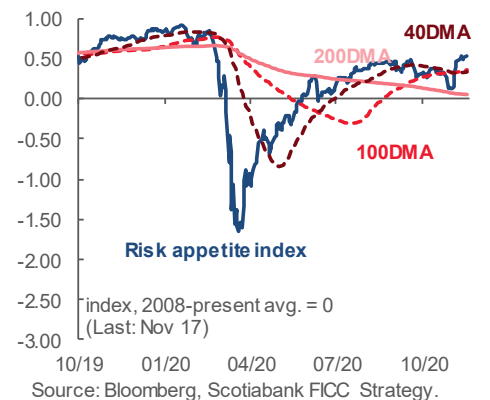
**Scotiabank Canadian Transactions Data: Sales by Merchant Category**



**Scotiabank Canadian Transactions Data: Sales by Merchant Category**



**Scotiabank FX Strategy Risk Appetite Index**

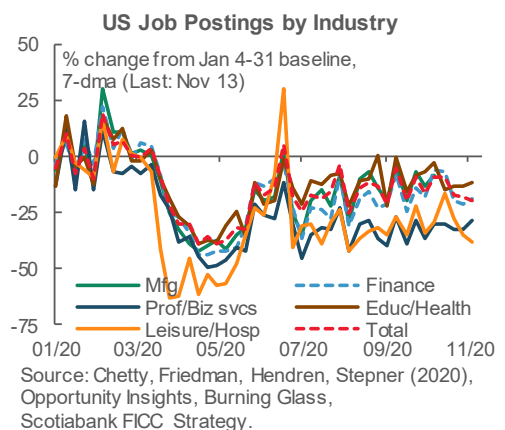
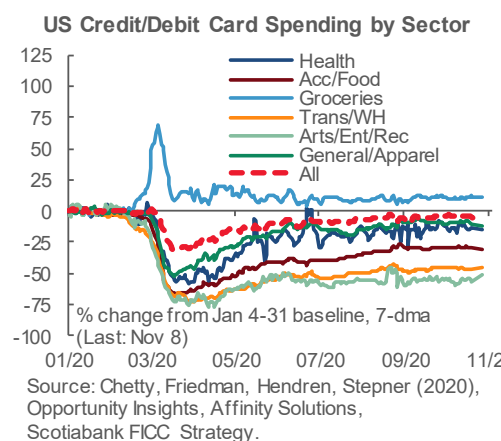
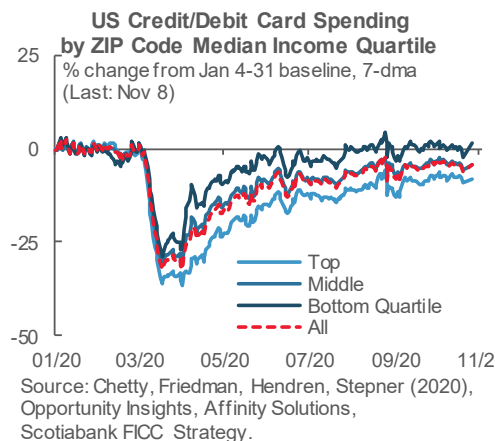


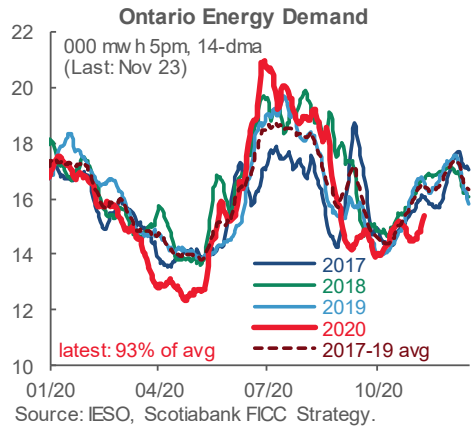
## Affinity Solutions US Card Spending Data

- Affinity Solutions debit and credit card payments data show that retail sales in the US remain slightly below their baseline in early-2020—and now fairly flat after a minor upward trajectory between July and September—with grocery purchases remaining elevated as individuals spend more time at home while spending on recreation and transportation remains quite depressed at ~60% lower than baseline, while accommodation and food spending is about 30% lower. Spending on general merch. & apparel has rebounded to only ~10% below baseline.

## Burning Glass US Jobs Postings

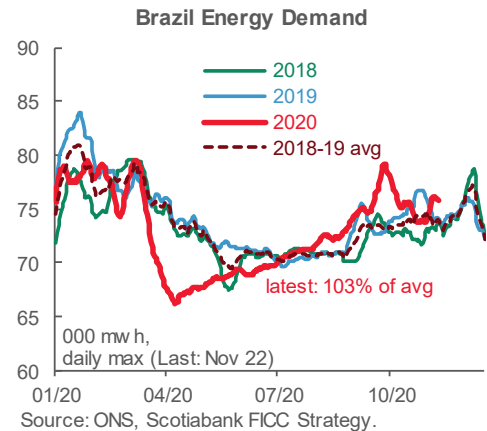
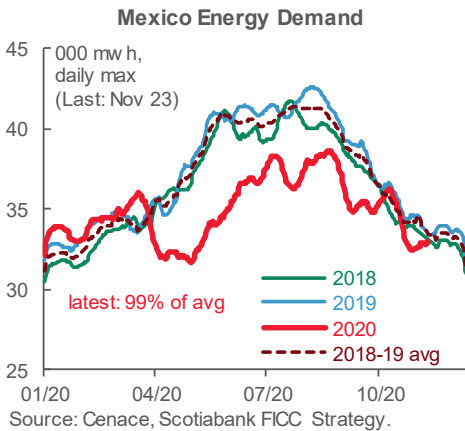
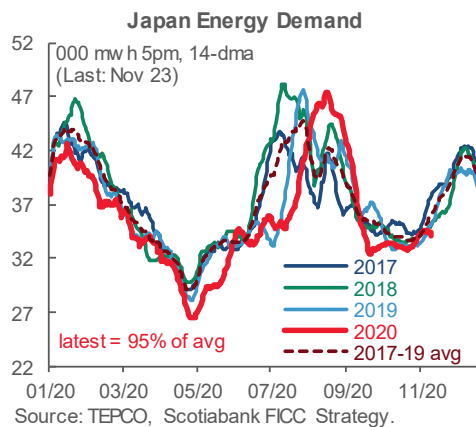
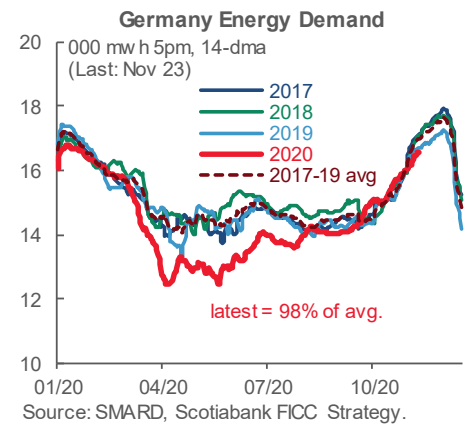
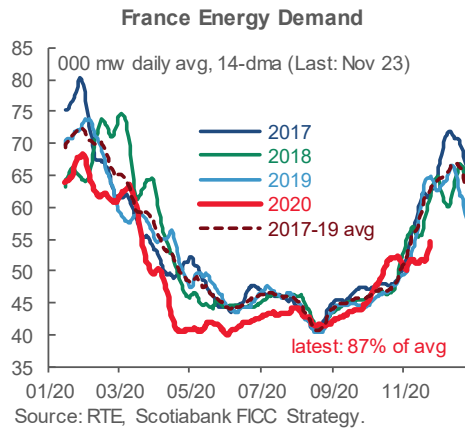
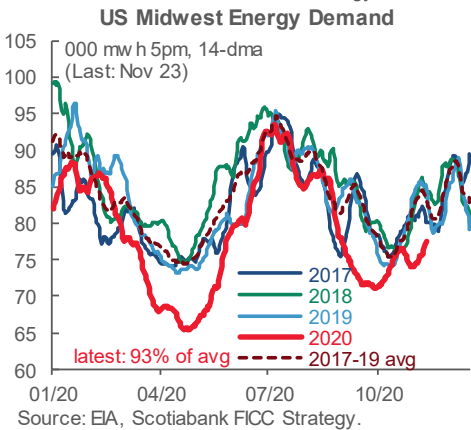
- Weekly Burning Glass data show that US job postings were down ~20% y/y last week compared to their pandemic trough of -39% in late-April.





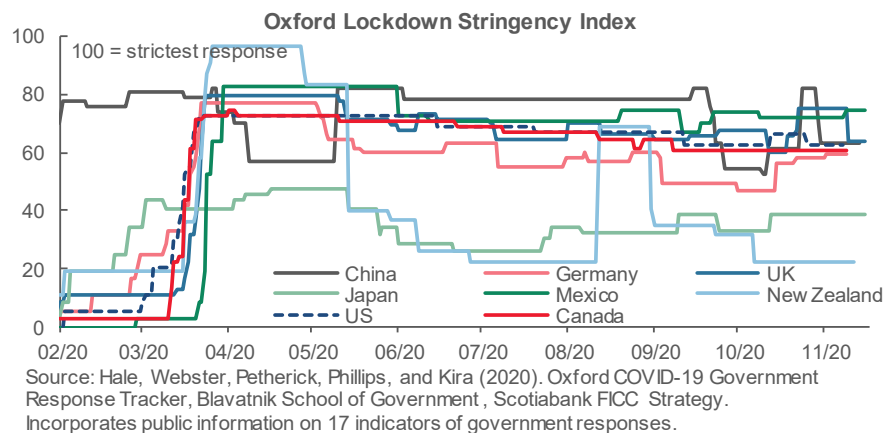
### Energy Demand

- Hourly energy demand data reflects a deceleration in economic activity in France where electricity consumption is less than 90% of last year's levels—comparable to the gap seen in the March to August period.
- It is still too early to tell whether the drop in Ontario and US energy demand is related to COVID-19 restrictions or if it is merely a consequence of abnormally warm weather. German energy demand is only slightly below last year's average but is worth monitoring for signs of a material slowdown.



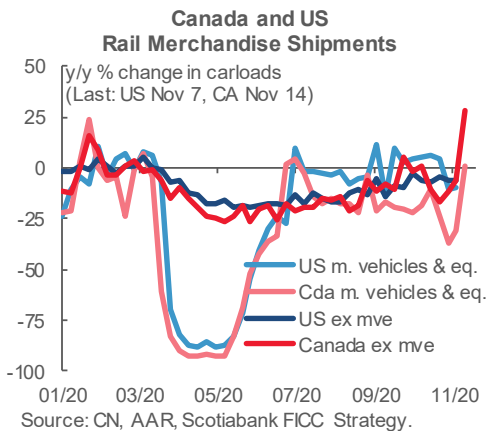
### Lockdown Stringency Index

- Oxford University's lockdown stringency index—a useful guideline to track containment measures around the globe—shows the impact of the imposition and removal of containment measures imposed in New Zealand amid a surge in cases in the Auckland area after the country reached 102 days without community transmission. The index now reflects the restrictions imposed in Germany.



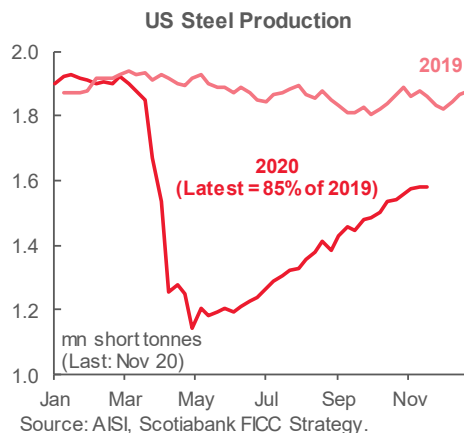
### Rail Shipments

- Weekly rail shipments data shows that shipments ex. motor vehicles and equipment in the US and Canada remain below year-ago levels while Canadian automotive shipments are posting a sharp year-on-year contraction (notwithstanding the most recent jump related to a low base last year).



### US Steel Production

- Weekly US steel production data suggests that activity in the manufacturing and construction sectors has not yet significantly improved for steel mills to notably ramp up production, which stands at about 85% of year-ago output compared to 60% in early May. The trend is nevertheless encouraging as 2020 levels continue to rise toward normal production.



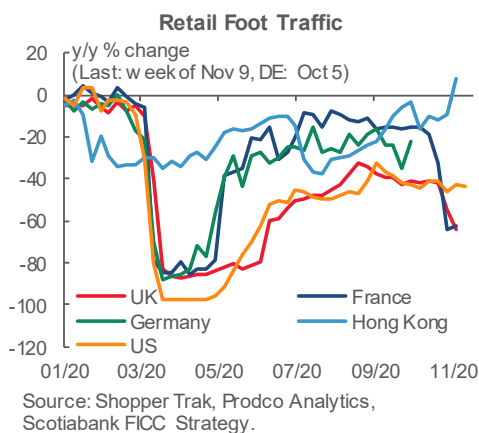
### Shanghai Steel Inventories

- Chinese industrial output appears to have recovered quickly as steel inventory levels in the country are depleted from record-highs as reflected by weekly Shanghai storage data for both traders and steel mills.



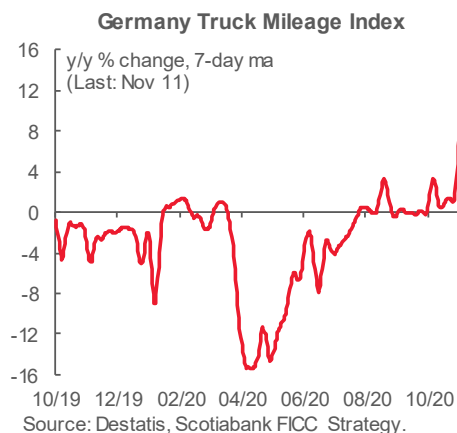
### Retail Traffic

- ShopperTrak and Prodco retail foot traffic data show that retail activity has sharply fallen in France following the government mandated closure of non-essential businesses with a similar decline also observed in the UK. Retail traffic in the US is also slightly slowing, likely amid fears of contagion.



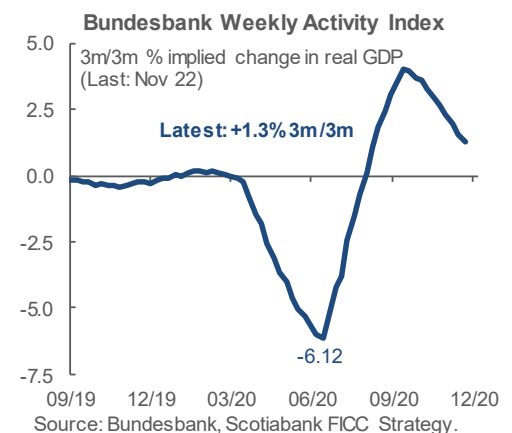
### Germany Truck Mileage Index

- Daily truck mileage data for Germany—a close indicator of industrial production—points to a reversal of the previous week's sharp jump in shipments but still maintaining a slight upward trend.



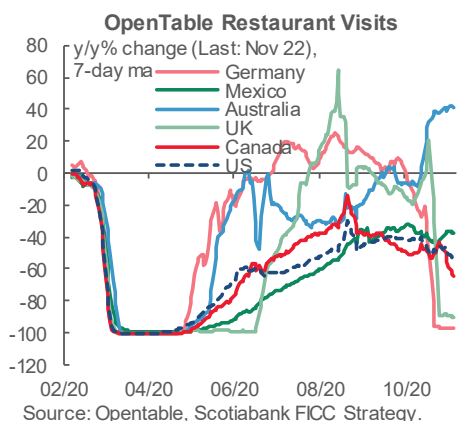
### Bundesbank Activity Index

- The Bundesbank's high-frequency economic activity index estimates that the German economy is expanding by 1.3% on a 3m/3m basis, as of Nov 15, up from -6.1% roughly five months ago, reflecting the increase in activity in the country's industrial and services sectors. The most recent data, however, shows a plateauing of growth as the third quarter proceeds—now likely reflecting an impact from the recent semi-lockdown.



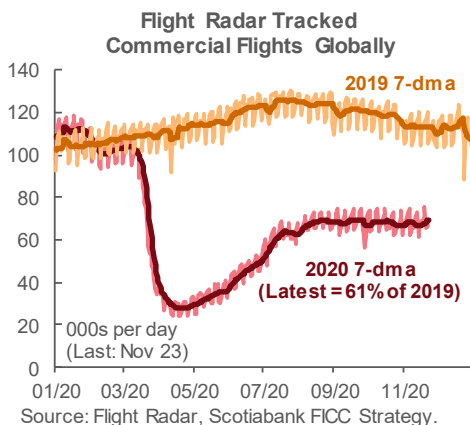
### OpenTable Restaurant Visits

- Daily OpenTable restaurant foot traffic data points to a sharp rebound in restaurant visits in Australia as Victoria comes out of lockdown while they plummet in Germany and the UK as restaurants are ordered closed. Restaurant visits in Canada now show a material impact from the closing of indoor dining in some provinces. US restaurant activity has also begun to slow with regional restrictions.



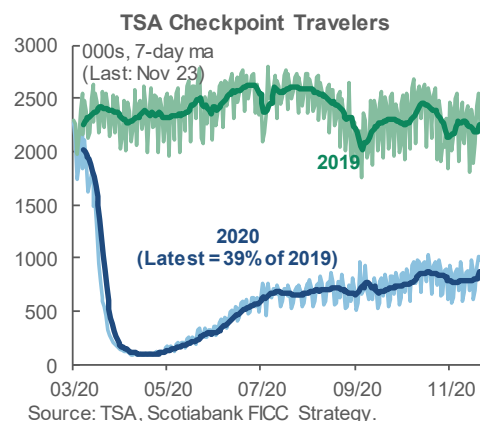
### Flight Radar Commercial Flights

- Daily flights data from Flight Radar points to an unsurprising massive decline in air travel (about 40% lower compared to last year) owing to travel bans and other strict restrictions on domestic and international travel. The second wave of the virus may see a decline in flights as borders close.



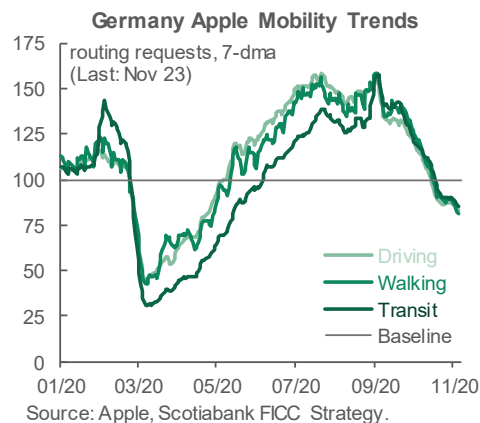
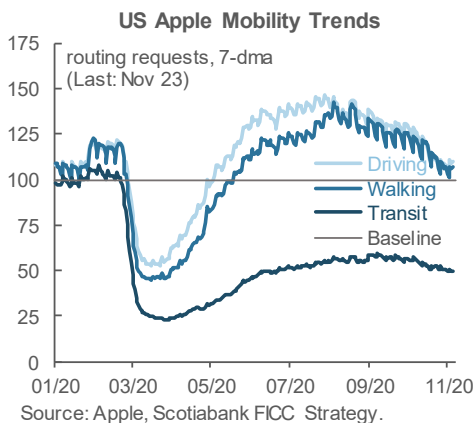
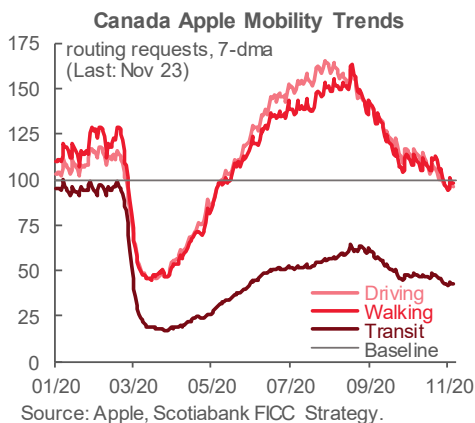
### TSA Checkpoint Throughput

- Daily US TSA shows that traffic through US airports remains heavily subdued at about 40% when compared to 2019. The recent rise in cases in the country may explain the plateauing of US travel since early-June. As domestic and international restrictions are lifted we should see a more important pick-up in travel activity.



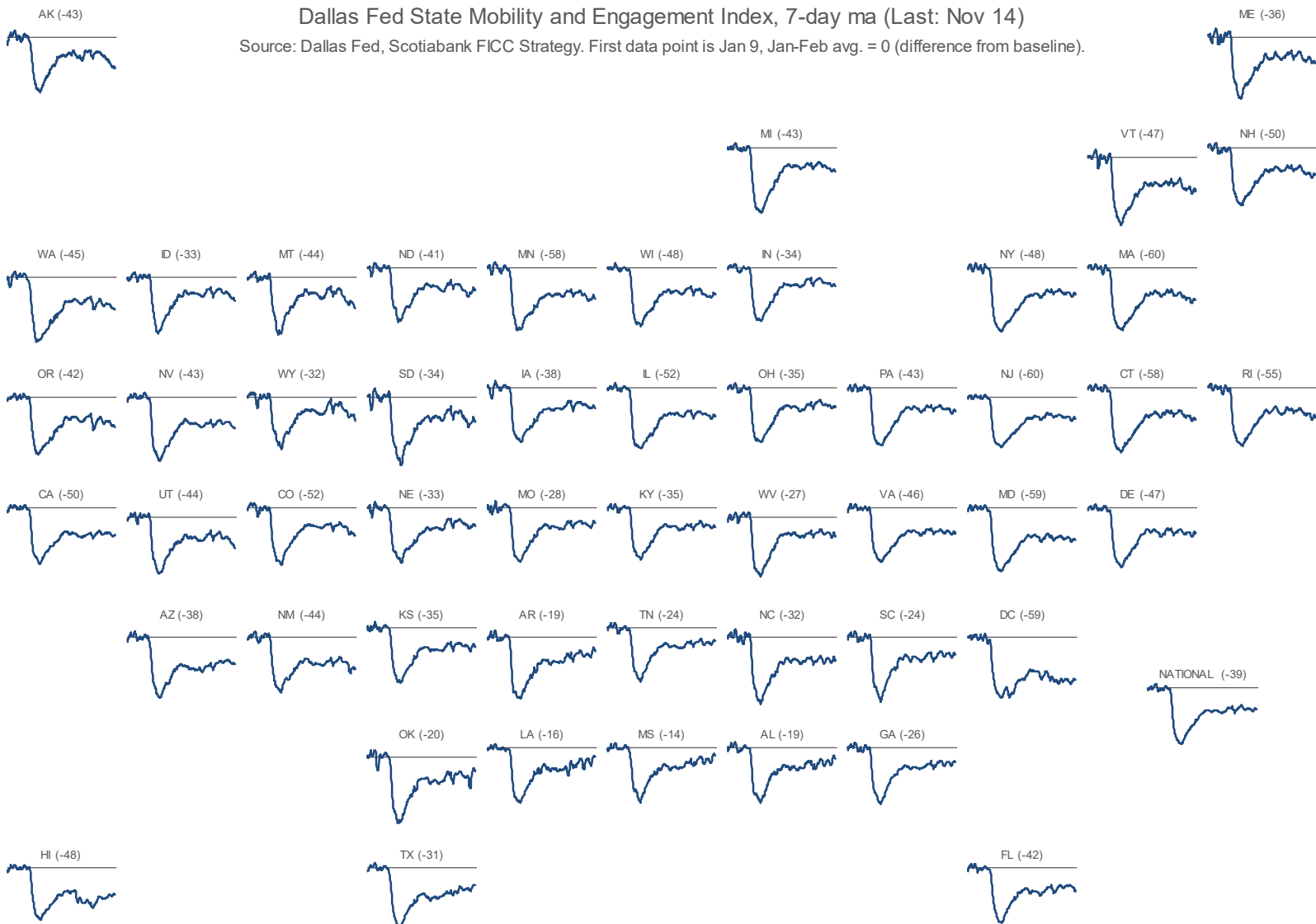
### Apple Mobility Trends

- Daily Apple data tracking Apple Maps routing requests shows that driving and walking mobility in Canada and the US sits just around their respective baseline levels of mid-January but is quickly heading toward sub-baseline levels, where German mobility now stands, amid new restrictions and fear of contagion.




### Dallas Fed State Mobility and Engagement Index, 7-day ma (Last: Nov 14)

Source: Dallas Fed, Scotiabank FICC Strategy. First data point is Jan 9, Jan-Feb avg. = 0 (difference from baseline).



### New Confirmed COVID-19 Cases by US State and Canadian Province, 7-day ma (Last: Nov 23)

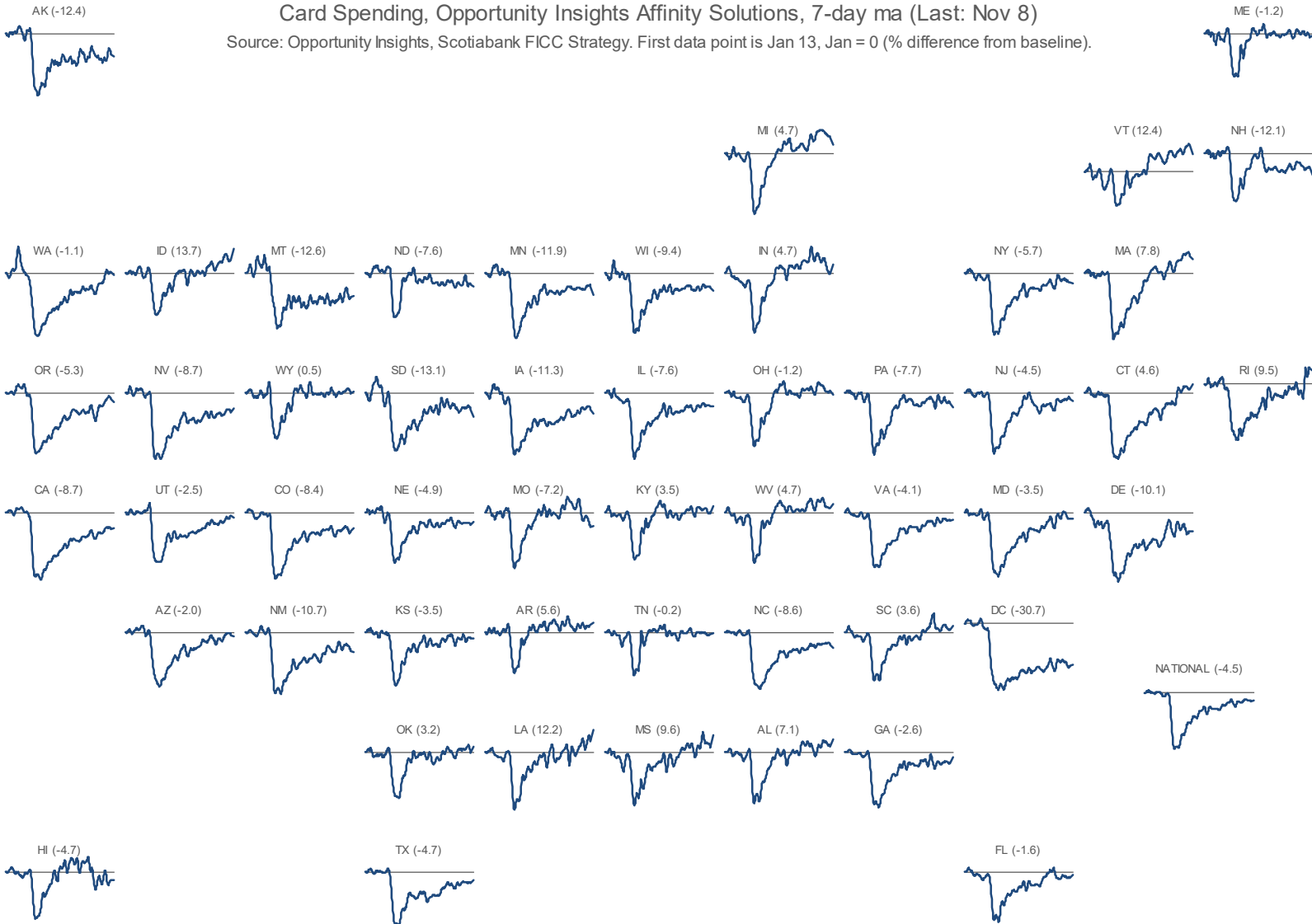
Source: Bloomberg, Scotiabank FICC Strategy. First data point is March 3.





### Card Spending, Opportunity Insights Affinity Solutions, 7-day ma (Last: Nov 8)

Source: Opportunity Insights, Scotiabank FICC Strategy. First data point is Jan 13, Jan = 0 (% difference from baseline).



### IMPORTANT NOTICE and DISCLAIMER:

This report is prepared by Scotiabank as a resource for clients of Scotiabank for information and discussion purposes only. This report should be considered a marketing communication and has not been prepared by a member of the research department of Scotiabank, it is solely for the use of sophisticated institutional investors, and this report does not constitute investment advice or any personal recommendation to invest in a financial instrument or "investment research" as defined by the UK Prudential Regulation Authority or UK Financial Conduct Authority. This document has not been prepared in accordance with EU legal requirements designed to promote the independence of investment research and the information contained in this publication is not subject to any prohibition in the EU on dealing ahead of the dissemination of investment research. Opinions, estimates and projections contained herein are our own as of the date hereof and are subject to change without notice. The information and opinions contained herein have been compiled or arrived at from publically available sources believed reliable but no representation or warranty, express or implied, is made as to their accuracy or completeness and neither the information nor the forecast shall be taken as a representation for which Scotiabank or any of its employees incur any responsibility. Neither Scotiabank nor its representatives accept any liability whatsoever for any loss arising from any use of this report or its contents. This report is not, and is not constructed as, an offer to sell or solicitation of any offer to buy any financial instruments and has no regard to the specific investment objectives, financial situation or particular needs of any recipient. It is not intended to provide legal, tax, accounting or other advice. Scotiabank and/or its respective officers, directors or employees may from time to time take positions in the products mentioned herein as principal or agent. Directors, officers or employees of Scotiabank may serve as directors of corporations referred to herein. Scotiabank may have acted as financial advisor and/or underwriter for certain of the corporations mentioned herein and may have received and may receive remuneration for same. This report may include forward-looking statements about the objectives and strategies of Scotiabank. Such forward-looking statements are inherently subject to uncertainties beyond the control of Scotiabank including but not limited to economic and financial conditions globally, regulatory development in Canada and elsewhere, technological developments and competition. The reader is cautioned that the member's actual performance could differ materially from such forward-looking statements. Past performance or simulated past performance is not a reliable indicator of future results. Forecasts are not a reliable indicator of future performance. You should note that the manner in which you implement any of strategies set out in this report may expose you to significant risk and you should carefully consider your ability to bear such risks through consultation with your legal, accounting and other advisors. Information in this report regarding services and products of Scotiabank is applicable only in jurisdictions where such services and products may lawfully be offered for sale and is void where prohibited by law. If you access this report from outside of Canada, you are responsible for compliance with local, national and international laws. Not all products and services are available across Canada or in all countries. All Scotiabank products and services are subject to the terms of applicable agreements. This report and all information, opinions and conclusions contained in it are protected by copyright. This report may not be reproduced in whole or in part, or referred to in any manner whatsoever nor may the information, opinions and conclusions contained in it be referred to without in each case the prior express consent of Scotiabank. Scotiabank is a Canadian chartered bank.

If you are affected by MIFID II, you must advise us in writing at [trade.supervision@scotiabank.com](mailto:trade.supervision@scotiabank.com).

<sup>TM</sup>Trademark of The Bank of Nova Scotia. Used under license, where applicable. Scotiabank, together with "Global Banking and Markets", is a marketing name for the global corporate and investment banking and capital markets businesses of The Bank of Nova Scotia and certain of its affiliates in the countries where they operate, including, Scotia Capital Inc. and Scotia Capital (USA) Inc., Scotiabank Europe plc, Scotiabank (Ireland) Limited - all members of the Scotia-bank Group and authorized users of the mark. The Bank of Nova Scotia is incorporated in Canada with limited liability. Scotia Capital Inc. is a member of the Canadian Investor Protection Fund. Scotia Capital (USA) Inc. is a broker-dealer registered with the SEC and is a member of FINRA, NYSE, NFA and SIPC. The Bank of Nova Scotia is authorized and regulated by the Office of the Superintendent of Financial Institutions in Canada. The Bank of Nova Scotia is authorized by the Prudential Regulation Authority and subject to regulation by the Financial Conduct Authority and limited regulation by the Prudential Regulation Authority. Details about the extent of The Bank of Nova Scotia's regulation by the Prudential Regulation Authority are available from us on request. Scotiabank Europe plc is authorized by the Prudential Regulation Authority and regulated by the Financial Conduct Authority and the Prudential Regulation Authority.

To unsubscribe from receiving further Commercial Electronic Messages click this link: [www.unsubscribe.gbm.scotiabank.com](http://www.unsubscribe.gbm.scotiabank.com).

---