

USD Sentiment Weakens Again

Data in this report cover up to Tuesday Apr 27 and were released on Friday Apr 30.

- Speculative sentiment in the USD continues to deteriorate, CFTC data for the week through last Tuesday show. The aggregate USD short rose USD2.5bn, looking at the various exposures in the major currencies we monitor in this report, taking the net short USD bet to USD10.8bn, the highest in six weeks.
- While shifts in EUR positioning and sentiment are typically the primary driver of swings in broader positioning, it is short-covering in the JPY contract that is driving the bulk of USD selling pressure this week, even though the JPY was the worst performing currency among the majors in the reporting period, speculative accounts cut JPY shorts as USDJPY broke back under the 108 zone. Net JPY shorts were reduced USD1.3bn.
- Elsewhere, investors handled currency exposures with a fairly light touch. Net GBP longs were lifted USD348mn to take the net long to USD2.5bn, or 29.2k contracts. Net GBP longs have peaked in the past year or so nearer 35k contracts so there may still be some room for bullish sentiment to develop.
- Speculators lifted net CAD longs modestly (USD217mn) but both gross longs and gross shorts continue to trend higher and there is clearly a reluctance among speculators—still—to buy into the CAD bull trend. Net positioning this week (USD1.27bn) is barely higher now (the equivalent of 15.7k contracts) than at the end of the year (15.3k contracts) when USDCAD was trading near 1.29.
- Changes elsewhere were unremarkable; net EUR longs were little changed on the week (at USD12.3bn). Net AUD, MXN and CHF positioning is essentially flat. Net NZD longs rose slightly (USD193mn) but the overall exposure is limited. Outside of FX, net gold longs were cut just under USD2bn in the week to USD30.3bn.

27-Apr	Sentiment		USD mns	
	Bias	Trend	Position	w/w chg.
CAD	bullish	neutral	1,268	217
EUR	bullish	neutral	12,237	80
GBP	bullish	increasing	2,541	348
AUD	neutral	neutral	-109	30
NZD	bullish	neutral	503	193
MXN	neutral	neutral	24	113
CHF	neutral	neutral	-94	130
JPY	bearish	decreasing	-5,578	1,338
Gold	bullish	decreasing	30,312	-1,972
Total USD position ex. Gold			-10,791	-2,449

CAD — NON-COMMERCIAL POSITIONING

Date	(USD mn) Net	Position - Contracts of 100,000 CAD				Open Int.
		Long	Short	Net	Net w/w	
27-Apr	1,268	56,675	-40,953	15,722	-2,476	180,771
20-Apr	1,051	53,824	-40,578	13,246	-10,840	173,145
13-Apr	192	48,056	-45,650	2,406	284	166,186
6-Apr	214	47,506	-44,816	2,690	3,828	166,118



FOLLOW US ON TWITTER @SCOTIABANKFX

Shaun Osborne
Chief FX Strategist

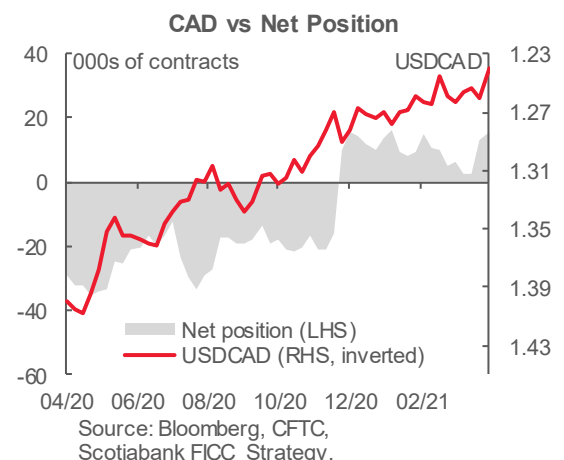
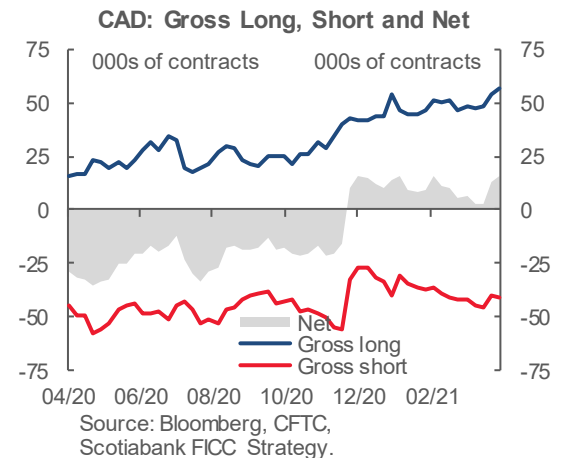
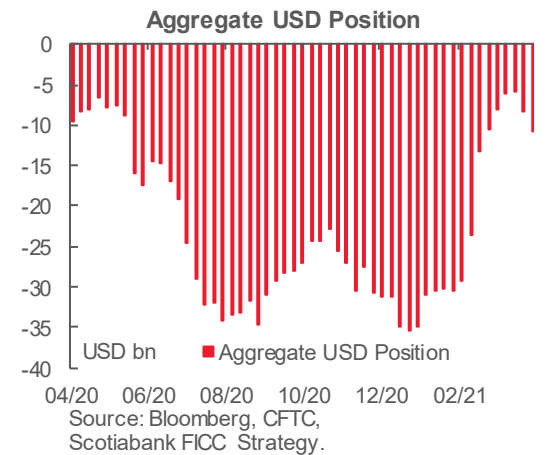
416.945.4538

shaun.osborne@scotiabank.com

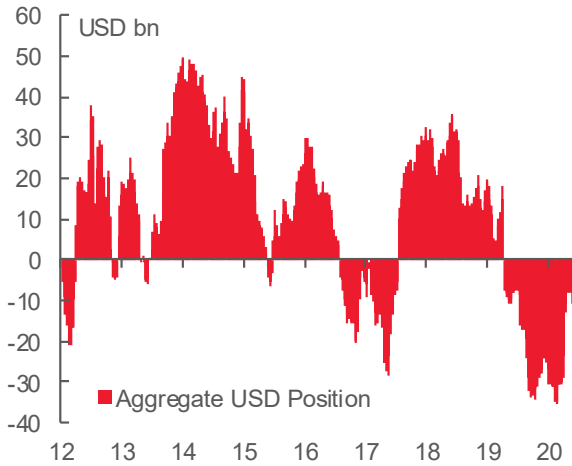
Juan Manuel Herrera
FX Strategist

416.866.6781

juanmanuel.herrera@scotiabank.com

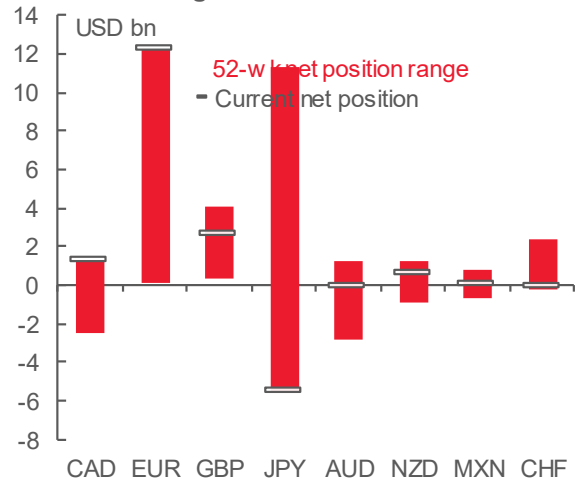


Aggregate USD Position



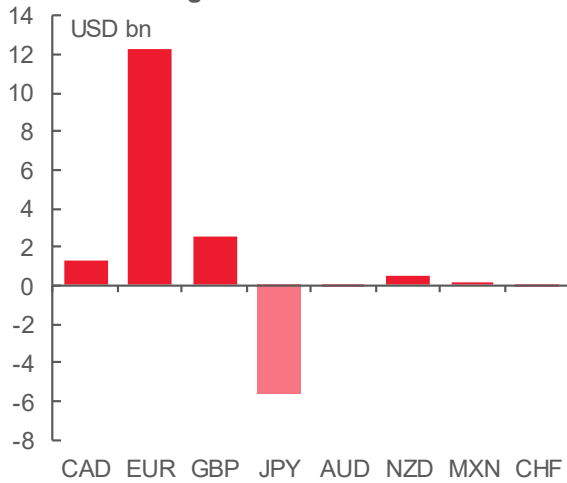
Source: Bloomberg, CFTC, Scotiabank FICC Strategy.

Net Long/Short Position vs USD



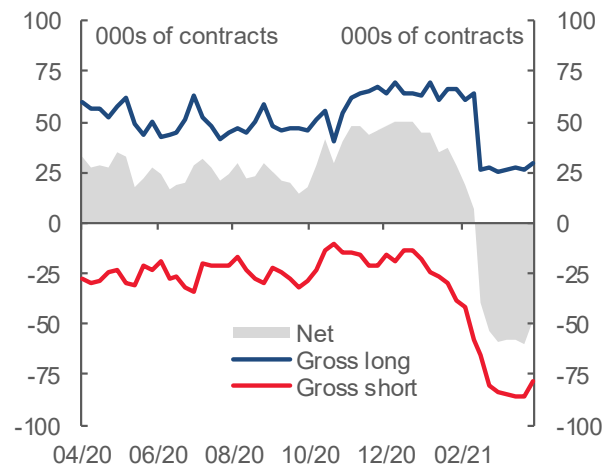
Source: Bloomberg, CFTC, Scotiabank FICC Strategy.

Net Long/Short Position vs USD



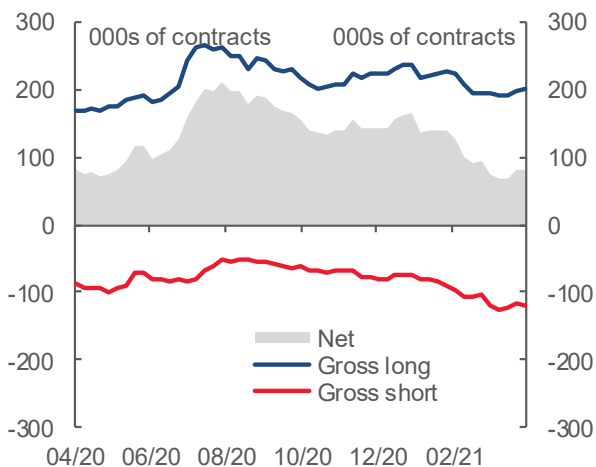
Source: Bloomberg, CFTC, Scotiabank FICC Strategy.

JPY: Gross Long, Short and Net



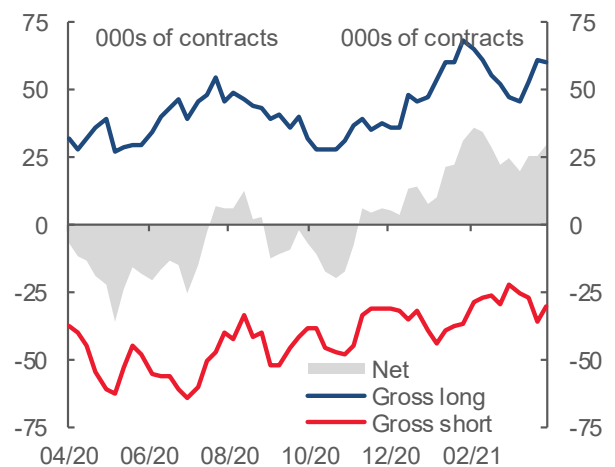
Source: Bloomberg, CFTC, Scotiabank FICC Strategy.

EUR: Gross Long, Short and Net



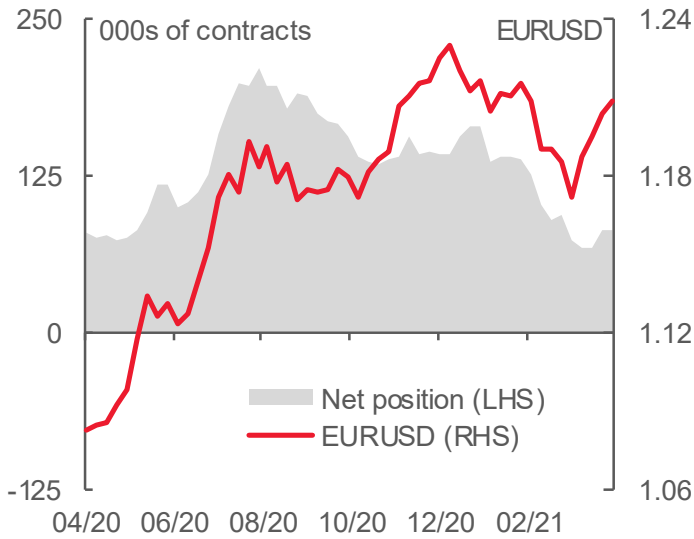
Source: Bloomberg, CFTC, Scotiabank FICC Strategy.

GBP: Gross Long, Short and Net



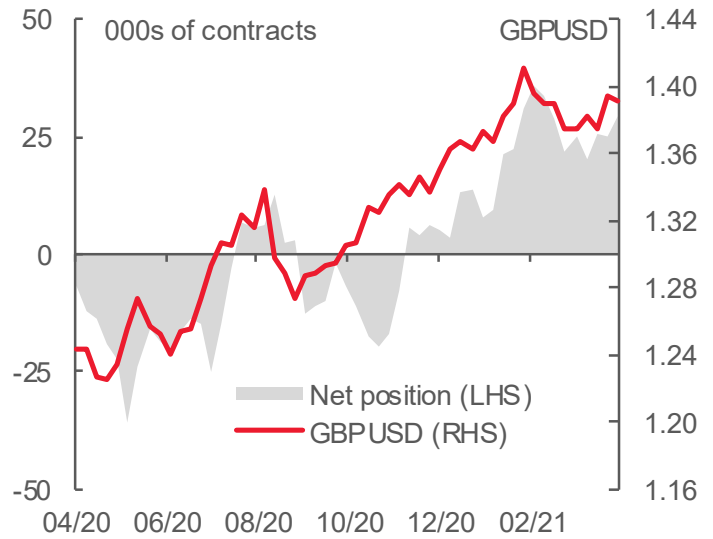
Source: Bloomberg, CFTC, Scotiabank FICC Strategy.

EUR vs Net Position



Source: Bloomberg, CFTC, Scotiabank FICC Strategy.

GBP vs Net Position



Source: Bloomberg, CFTC, Scotiabank FICC Strategy.

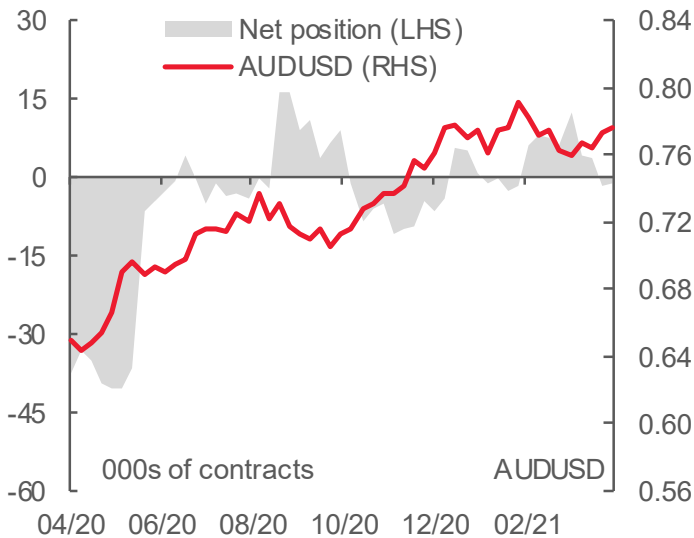
EUR — NON-COMMERCIAL POSITIONING

Date	(USD mn)	Position - Contracts of 125,000 EUR				Open Int.
	Net	Long	Short	Net	Net w/w	
27-Apr	12,237	200,415	-119,448	80,967	-159	672,072
20-Apr	12,158	197,137	-116,329	80,808	-13,957	661,640
13-Apr	9,984	190,640	-123,789	66,851	671	648,681
6-Apr	10,024	192,230	-124,708	67,522	6,217	642,671

GBP — NON-COMMERCIAL POSITIONING

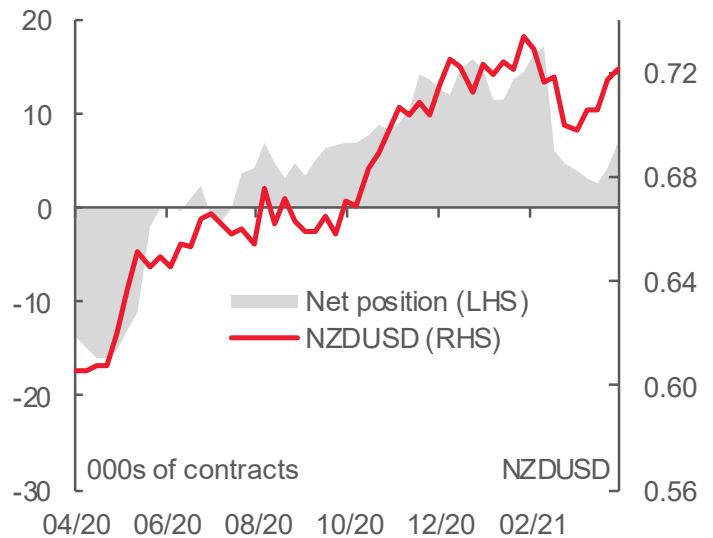
Date	(USD mn)	Position - Contracts of 62,500 GBP				Open Int.
	Net	Long	Short	Net	Net w/w	
27-Apr	2,541	59,917	-30,699	29,218	-4,040	161,251
20-Apr	2,193	61,053	-35,875	25,178	412	164,246
13-Apr	2,199	52,851	-27,261	25,590	-5,639	148,785
6-Apr	1,724	45,270	-25,319	19,951	5,008	140,556

AUD vs Net Position



Source: Bloomberg, CFTC, Scotiabank FICC Strategy.

NZD vs Net Position



Source: Bloomberg, CFTC, Scotiabank FICC Strategy.

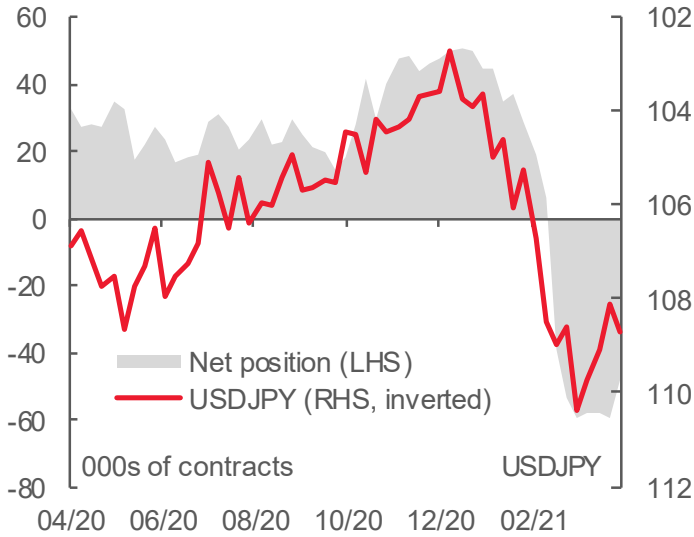
AUD — NON-COMMERCIAL POSITIONING

Date	(USD mn)	Position - Contracts of 100,000 AUD				Open Int.
	Net	Long	Short	Net	Net w/w	
27-Apr	-109	59,735	-61,145	-1,410	-396	140,736
20-Apr	-140	56,723	-58,529	-1,806	5,565	136,167
13-Apr	287	64,031	-60,272	3,759	307	139,633
6-Apr	312	62,991	-58,925	4,066	8,197	137,218

NZD — NON-COMMERCIAL POSITIONING

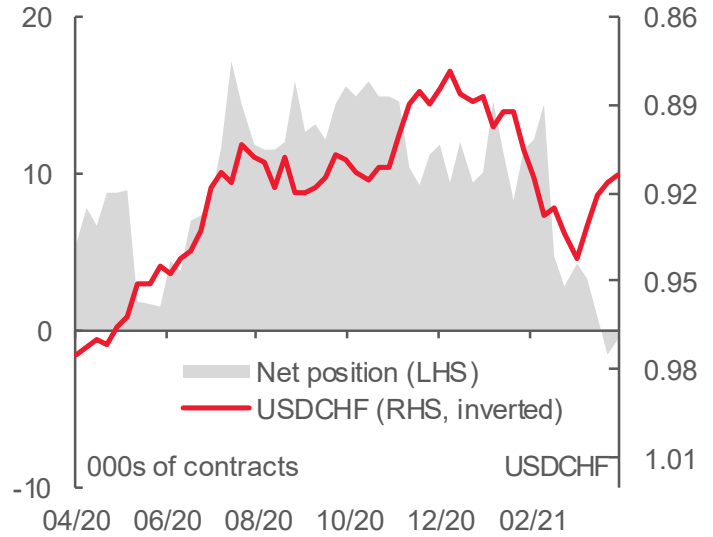
Date	(USD mn)	Position - Contracts of 100,000 NZD				Open Int.
	Net	Long	Short	Net	Net w/w	
27-Apr	503	25,852	-18,873	6,979	-2,657	44,102
20-Apr	310	21,695	-17,373	4,322	-1,802	40,632
13-Apr	178	19,727	-17,207	2,520	618	38,435
6-Apr	222	19,199	-16,061	3,138	908	37,377

JPY vs Net Position



Source: Bloomberg, CFTC, Scotiabank FICC Strategy.

CHF vs Net Position



Source: Bloomberg, CFTC, Scotiabank FICC Strategy.

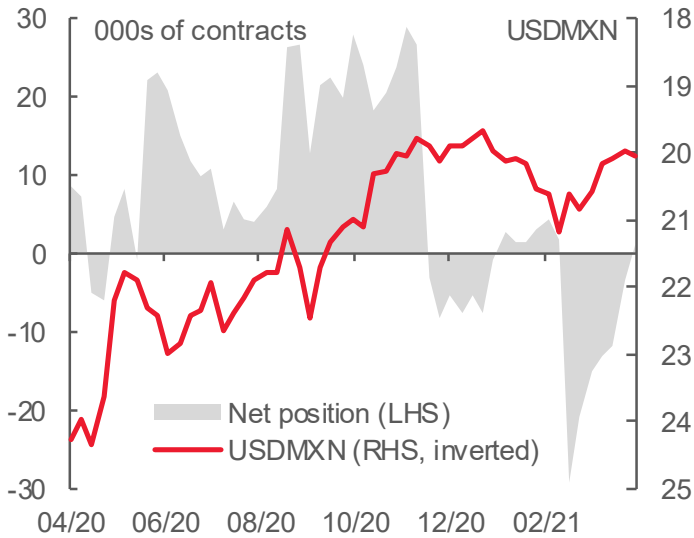
JPY — NON-COMMERCIAL POSITIONING

Date	(USD mn)	Position - Contracts of 12.5mn JPY				Open Int.
	Net	Long	Short	Net	Net w/w	
27-Apr	-5,578	29,673	-78,182	-48,509	-11,310	154,894
20-Apr	-6,916	26,617	-86,436	-59,819	1,507	162,649
13-Apr	-6,683	27,682	-85,994	-58,312	323	165,431
6-Apr	-6,605	26,794	-84,783	-57,989	-1,492	164,310

CHF — NON-COMMERCIAL POSITIONING

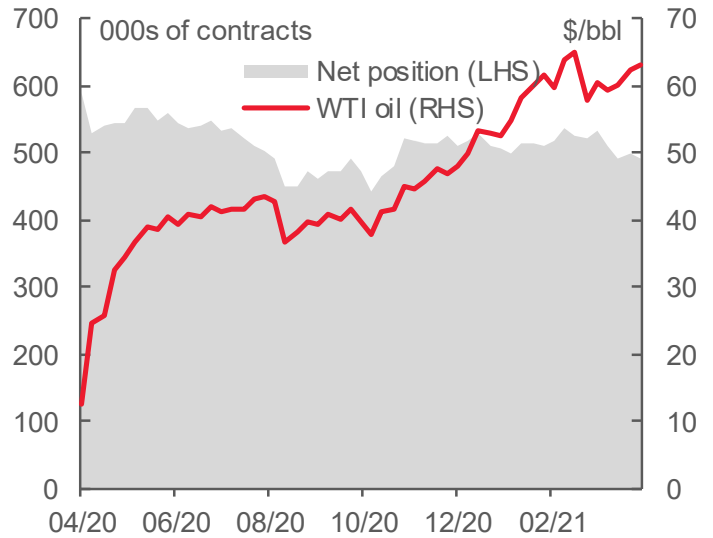
Date	(USD mn)	Position - Contracts of 125,000 CHF				Open Int.
	Net	Long	Short	Net	Net w/w	
27-Apr	-94	11,116	-11,802	-686	-956	40,783
20-Apr	-224	11,264	-12,906	-1,642	2,466	41,266
13-Apr	112	12,965	-12,141	824	2,421	42,423
6-Apr	436	15,690	-12,445	3,245	1,024	43,677

MXN vs Net Position



Source: Bloomberg, CFTC, Scotiabank FICC Strategy.

WTI Oil vs Net Position



Source: Bloomberg, CFTC, Scotiabank FICC Strategy.

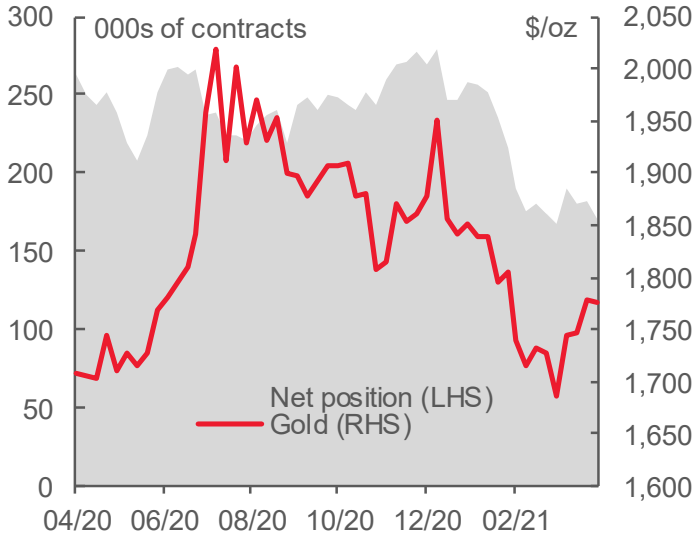
MXN — NON-COMMERCIAL POSITIONING

Date	(USD mn)	Position - Contracts of 500,000 MXN				Open Int.
	Net	Long	Short	Net	Net w/w	
27-Apr	24	75,554	-74,594	960	-4,514	154,844
20-Apr	-89	68,012	-71,566	-3,554	-8,424	146,537
13-Apr	-298	63,387	-75,365	-11,978	-1,164	143,619
6-Apr	-326	57,610	-70,752	-13,142	-1,971	136,870

OIL — NON-COMMERCIAL POSITIONING

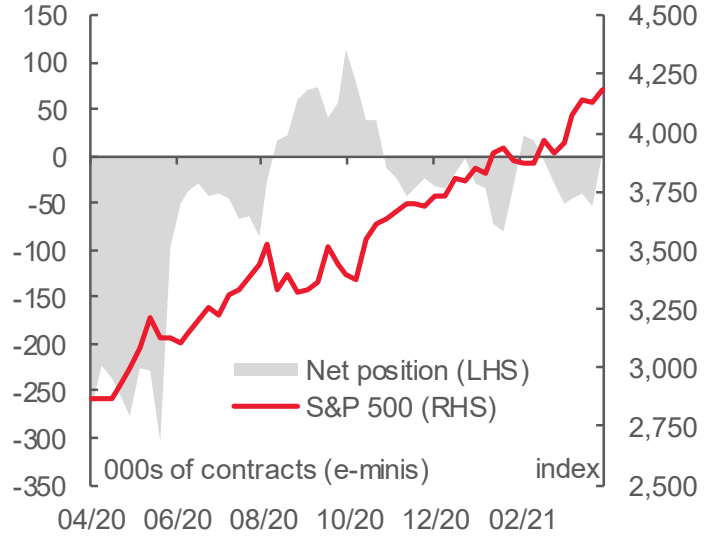
Date	(USD mn)	Position - Contracts of 1,000 barrels				Open Int.
	Net	Long	Short	Net	Net w/w	
27-Apr	30,822	650,300	-160,589	489,711	10,272	2,353,470
20-Apr	31,219	650,867	-150,884	499,983	-7,305	2,346,793
13-Apr	29,649	643,807	-151,129	492,678	19,047	2,301,831
6-Apr	30,361	649,237	-137,512	511,725	19,585	2,340,357

Gold vs Net Position



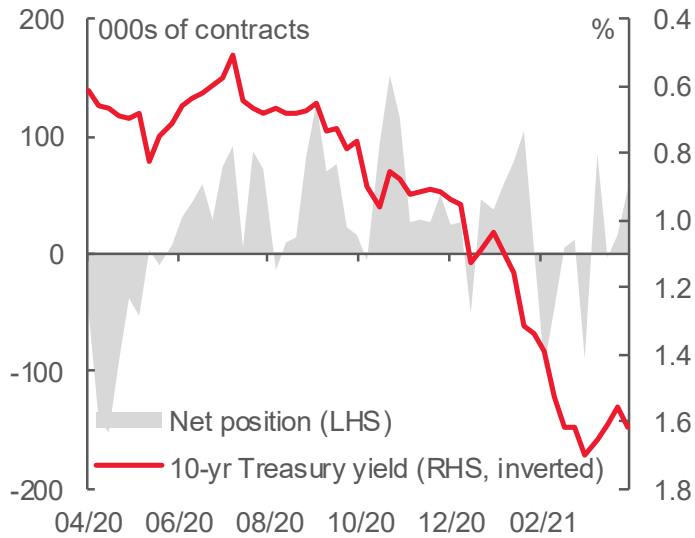
Source: Bloomberg, CFTC, Scotiabank FICC Strategy.

S&P 500 vs Net Position



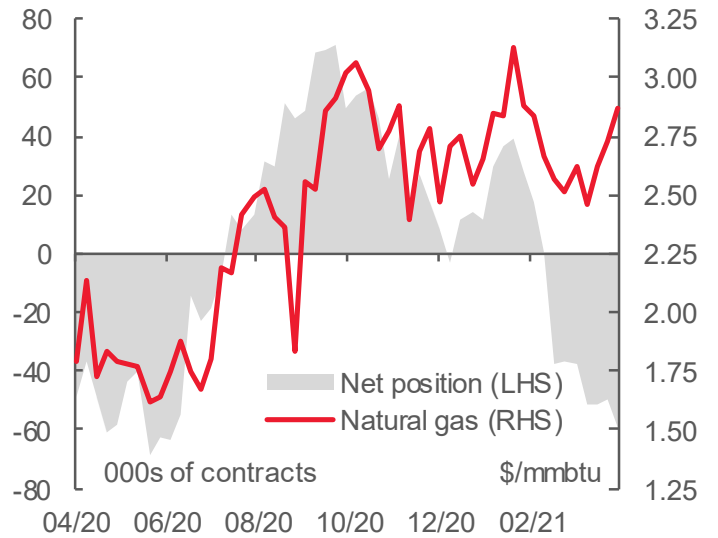
Source: Bloomberg, CFTC, Scotiabank FICC Strategy.

10-yr UST vs Net Position



Source: Bloomberg, CFTC, Scotiabank FICC Strategy.

Natural Gas vs Net Position



Source: Bloomberg, CFTC, Scotiabank FICC Strategy.

IMPORTANT NOTICE and DISCLAIMER:

This report is prepared by Scotiabank as a resource for clients of Scotiabank for information and discussion purposes only. This report should be considered a marketing communication and has not been prepared by a member of the research department of Scotiabank, it is solely for the use of sophisticated institutional investors, and this report does not constitute investment advice or any personal recommendation to invest in a financial instrument or "investment research" as defined by the UK Prudential Regulation Authority or UK Financial Conduct Authority. This document has not been prepared in accordance with EU legal requirements designed to promote the independence of investment research and the information contained in this publication is not subject to any prohibition in the EU on dealing ahead of the dissemination of investment research. Opinions, estimates and projections contained herein are our own as of the date hereof and are subject to change without notice. The information and opinions contained herein have been compiled or arrived at from publically available sources believed reliable but no representation or warranty, express or implied, is made as to their accuracy or completeness and neither the information nor the forecast shall be taken as a representation for which Scotiabank or any of its employees incur any responsibility. Neither Scotiabank nor its representatives accept any liability whatsoever for any loss arising from any use of this report or its contents. This report is not, and is not constructed as, an offer to sell or solicitation of any offer to buy any financial instruments and has no regard to the specific investment objectives, financial situation or particular needs of any recipient. It is not intended to provide legal, tax, accounting or other advice. Scotiabank and/or its respective officers, directors or employees may from time to time take positions in the products mentioned herein as principal or agent. Directors, officers or employees of Scotiabank may serve as directors of corporations referred to herein. Scotiabank may have acted as financial advisor and/or underwriter for certain of the corporations mentioned herein and may have received and may receive remuneration for same. This report may include forward-looking statements about the objectives and strategies of Scotiabank. Such forward-looking statements are inherently subject to uncertainties beyond the control of Scotiabank including but not limited to economic and financial conditions globally, regulatory development in Canada and elsewhere, technological developments and competition. The reader is cautioned that the member's actual performance could differ materially from such forward-looking statements. Past performance or simulated past performance is not a reliable indicator of future results. Forecasts are not a reliable indicator of future performance. You should note that the manner in which you implement any of strategies set out in this report may expose you to significant risk and you should carefully consider your ability to bear such risks through consultation with your legal, accounting and other advisors. Information in this report regarding services and products of Scotiabank is applicable only in jurisdictions where such services and products may lawfully be offered for sale and is void where prohibited by law. If you access this report from outside of Canada, you are responsible for compliance with local, national and international laws. Not all products and services are available across Canada or in all countries. All Scotiabank products and services are subject to the terms of applicable agreements. This report and all information, opinions and conclusions contained in it are protected by copyright. This report may not be reproduced in whole or in part, or referred to in any manner whatsoever nor may the information, opinions and conclusions contained in it be referred to without in each case the prior express consent of Scotiabank. Scotiabank is a Canadian chartered bank.

If you are affected by MIFID II, you must advise us in writing at trade.supervision@scotiabank.com.

™Trademark of The Bank of Nova Scotia. Used under license, where applicable. Scotiabank, together with "Global Banking and Markets", is a marketing name for the global corporate and investment banking and capital markets businesses of The Bank of Nova Scotia and certain of its affiliates in the countries where they operate, including, Scotia Capital Inc. and Scotia Capital (USA) Inc., Scotiabank Europe plc, Scotiabank (Ireland) Limited - all members of the Scotia-bank Group and authorized users of the mark. The Bank of Nova Scotia is incorporated in Canada with limited liability. Scotia Capital Inc. is a member of the Canadian Investor Protection Fund. Scotia Capital (USA) Inc. is a broker-dealer registered with the SEC and is a member of FINRA, NYSE, NFA and SIPC. The Bank of Nova Scotia is authorized and regulated by the Office of the Superintendent of Financial Institutions in Canada. The Bank of Nova Scotia is authorized by the Prudential Regulation Authority and subject to regulation by the Financial Conduct Authority and limited regulation by the Prudential Regulation Authority. Details about the extent of The Bank of Nova Scotia's regulation by the Prudential Regulation Authority are available from us on request. Scotiabank Europe plc is authorized by the Prudential Regulation Authority and regulated by the Financial Conduct Authority and the Prudential Regulation Authority.

To unsubscribe from receiving further Commercial Electronic Messages click this link: <https://www.unsubscribe.gbm.scotiabank.com/> .
