

### USD Positioning Flips to Long

Data in this report cover up to Tuesday July 20 and were released on Friday July 23.

- The aggregate USD short is no more as investors accumulated a USD4.5bn move in favour of the dollar that has flipped sentiment in the greenback from short USD3.6bn to long USD893mn as of Tuesday July 20. The seventeen-month-long short position in the dollar had risen to as high as USD35bn in January 2021, after essentially flipping its sign from the USD's net long of USD36bn in April 2019.
- The moves in USD positioning over the week were centred on four currencies—the EUR, CAD, GBP, and AUD—with fairly narrow moves in the other currencies that we track in this report—the CHF, MXN, JPY, and NZD.
- The EUR long was reduced by just over USD2.0bn to USD6.75bn as short contracts in the shared currency climbed to their highest point since March while longs held relatively steady (though declining slightly). Since mid-July, bullish positioning in the EUR has dropped by USD11.2bn. Despite positioning turning less positive on the EUR, the currency held unchanged over the period while most of its major peers recorded significant losses against the dollar.
- The CAD long was roughly halved to USD1.0bn on the back of a weekly reduction of USD1.1bn due to a large increase in short contracts as well as a decline in longs to their lowest point since late-April. The CAD lost about 1.3% against the dollar during the week and on Monday reached a five-month-plus low close to 0.78 (USDCAD just above 1.28).
- The AUD and the GBP, the second and third worst performing majors against the USD in the week to Tuesday (NOK being the worst, CAD being fourth from the bottom), saw respective bets against them of USD472mn and USD986mn. Investors added to the AUD short to USD2.6bn—its highest since June 2020, on increased short bets and steady longs. The GBP net long turned net short at USD298mn as accounts left long contracts relatively intact while increasing shorts by 10k contracts.

|                             | Sentiment |            | USD mns  |          |
|-----------------------------|-----------|------------|----------|----------|
|                             | 20-Jul    | Bias Trend | Position | w/w chg. |
| CAD                         | bullish   | decreasing | 1,018    | -1,090   |
| EUR                         | bullish   | decreasing | 6,748    | -2,042   |
| GBP                         | neutral   | neutral    | -298     | -986     |
| AUD                         | bearish   | increasing | -2,616   | -472     |
| NZD                         | neutral   | neutral    | 211      | -14      |
| MXN                         | bearish   | neutral    | -705     | -21      |
| CHF                         | bullish   | neutral    | 1,091    | 119      |
| JPY                         | bearish   | neutral    | -6,342   | 14       |
| Gold                        | bullish   | increasing | 35,478   | 979      |
| Total USD position ex. Gold |           |            | 893      | 4,491    |

#### CAD — NON-COMMERCIAL POSITIONING

| Date   | (USD mn) | Position - Contracts of 100,000 CAD |         |        |         | Open Int. |
|--------|----------|-------------------------------------|---------|--------|---------|-----------|
|        | Net      | Long                                | Short   | Net    | Net w/w |           |
| 20-Jul | 1,018    | 59,883                              | -46,968 | 12,915 | 13,461  | 189,308   |
| 13-Jul | 2,108    | 63,107                              | -36,731 | 26,376 | 14,802  | 198,714   |
| 6-Jul  | 3,305    | 69,923                              | -28,745 | 41,178 | 4,623   | 202,136   |
| 29-Jun | 3,693    | 68,301                              | -22,500 | 45,801 | -2,576  | 196,928   |



FOLLOW US ON TWITTER @SCOTIABANKFX

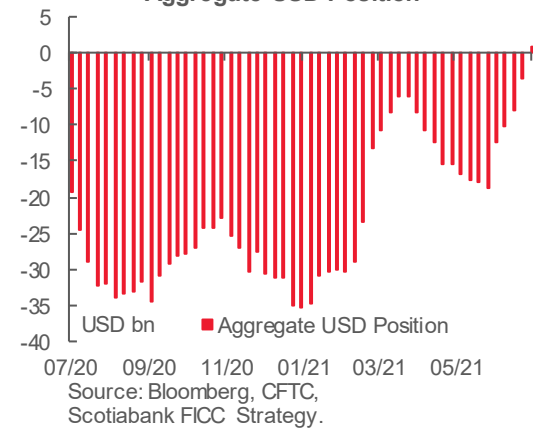
**Shaun Osborne**  
Chief FX Strategist  
416.945.4538

[shaun.osborne@scotiabank.com](mailto:shaun.osborne@scotiabank.com)

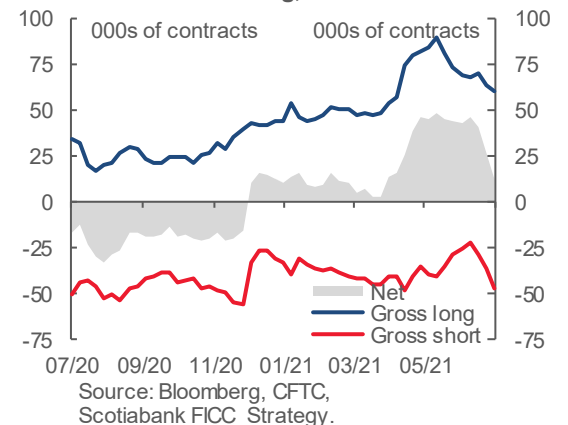
**Juan Manuel Herrera**  
FX Strategist  
416.866.6781

[juanmanuel.herrera@scotiabank.com](mailto:juanmanuel.herrera@scotiabank.com)

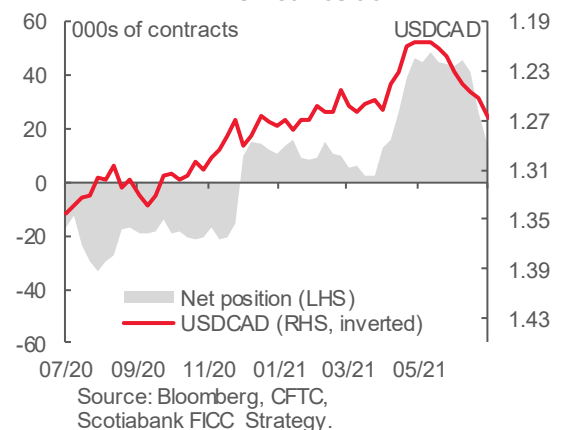
#### Aggregate USD Position



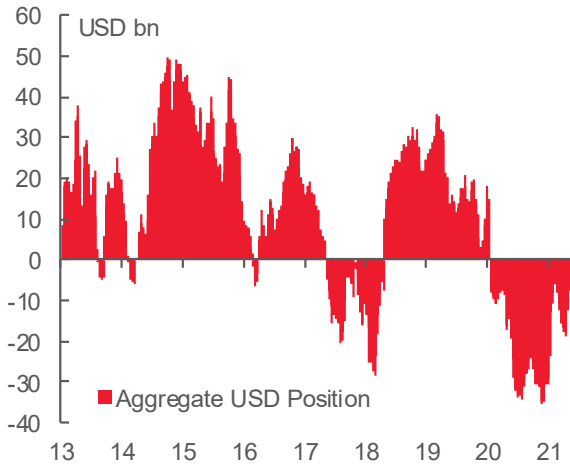
#### CAD: Gross Long, Short and Net



#### CAD vs Net Position

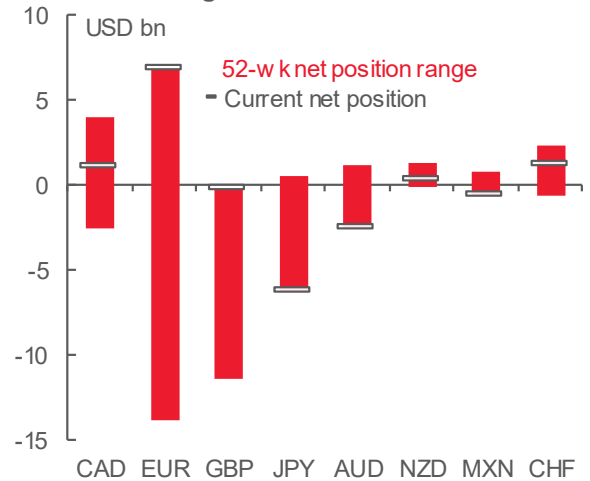


### Aggregate USD Position



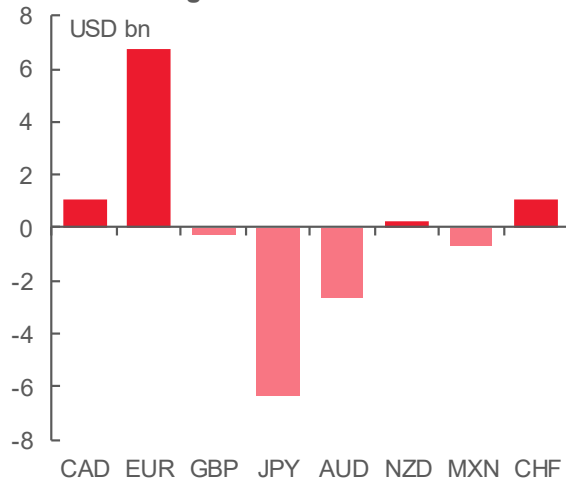
Source: Bloomberg, CFTC, Scotiabank FICC Strategy.

### Net Long/Short Position vs USD



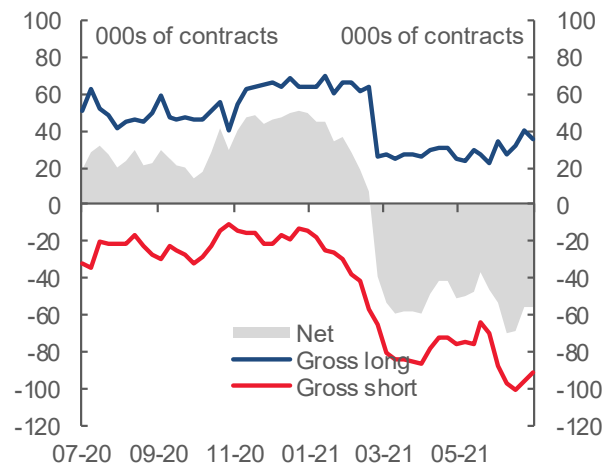
Source: Bloomberg, CFTC, Scotiabank FICC Strategy.

### Net Long/Short Position vs USD



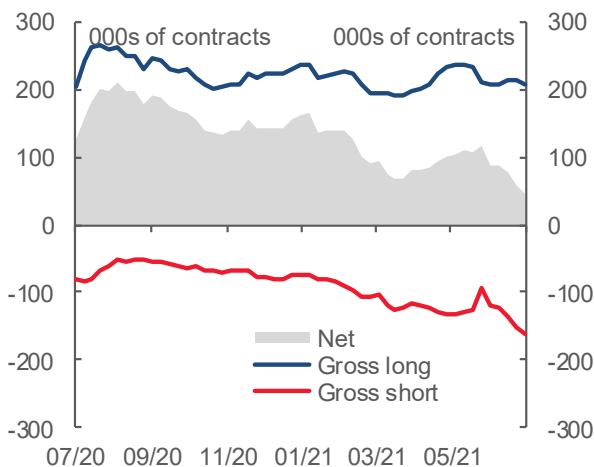
Source: Bloomberg, CFTC, Scotiabank FICC Strategy.

### JPY: Gross Long, Short and Net



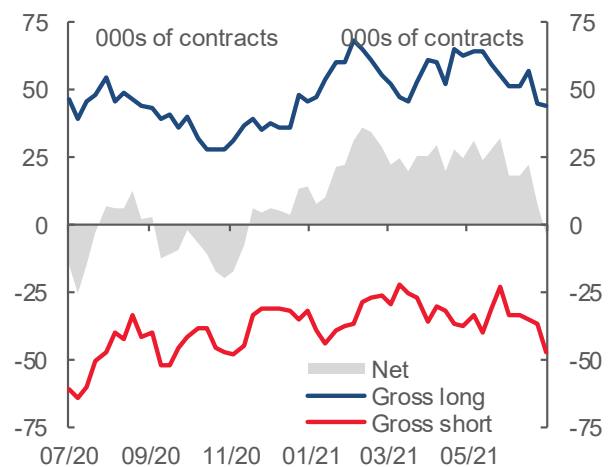
Source: Bloomberg, CFTC, Scotiabank FICC Strategy.

### EUR: Gross Long, Short and Net



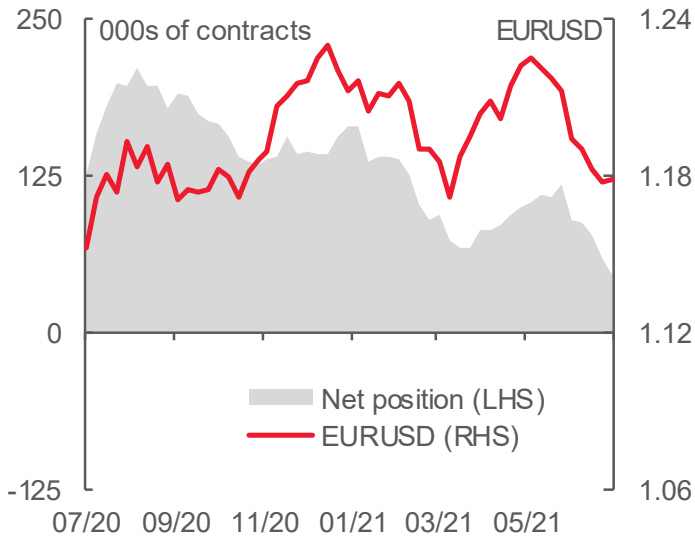
Source: Bloomberg, CFTC, Scotiabank FICC Strategy.

### GBP: Gross Long, Short and Net



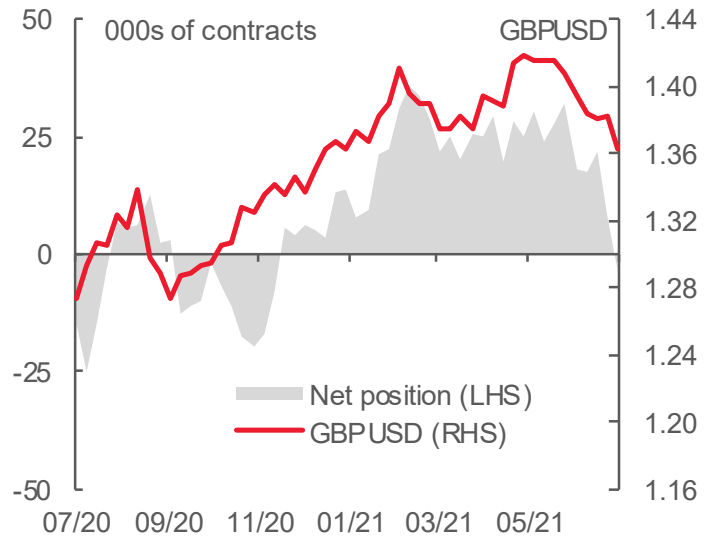
Source: Bloomberg, CFTC, Scotiabank FICC Strategy.

### EUR vs Net Position



Source: Bloomberg, CFTC, Scotiabank FICC Strategy.

### GBP vs Net Position



Source: Bloomberg, CFTC, Scotiabank FICC Strategy.

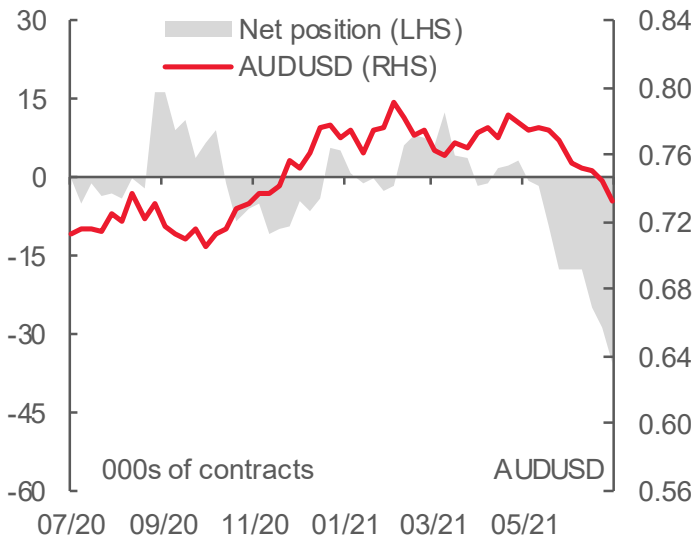
#### EUR — NON-COMMERCIAL POSITIONING

| Date   | (USD mn) | Position - Contracts of 125,000 EUR |          |        |         | Open Int. |
|--------|----------|-------------------------------------|----------|--------|---------|-----------|
|        | Net      | Long                                | Short    | Net    | Net w/w |           |
| 20-Jul | 6,748    | 208,669                             | -162,847 | 45,822 | 13,891  | 683,075   |
| 13-Jul | 8,790    | 212,851                             | -153,138 | 59,713 | 17,477  | 688,952   |
| 6-Jul  | 11,409   | 212,998                             | -135,808 | 77,190 | 9,956   | 699,383   |
| 29-Jun | 12,960   | 209,058                             | -121,912 | 87,146 | 1,911   | 697,425   |

#### GBP — NON-COMMERCIAL POSITIONING

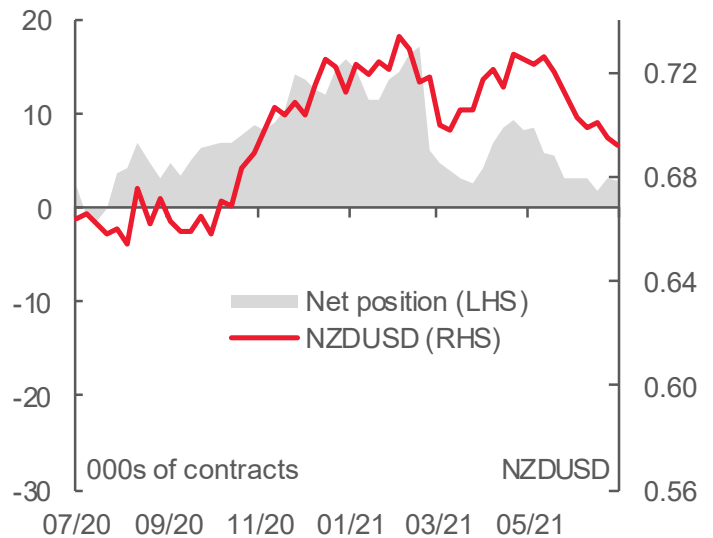
| Date   | (USD mn) | Position - Contracts of 62,500 GBP |         |        |         | Open Int. |
|--------|----------|------------------------------------|---------|--------|---------|-----------|
|        | Net      | Long                               | Short   | Net    | Net w/w |           |
| 20-Jul | -298     | 44,223                             | -47,720 | -3,497 | 11,466  | 188,787   |
| 13-Jul | 688      | 44,686                             | -36,717 | 7,969  | 13,934  | 172,345   |
| 6-Jul  | 1,889    | 57,232                             | -35,329 | 21,903 | -4,180  | 178,783   |
| 29-Jun | 1,533    | 51,596                             | -33,873 | 17,723 | 204     | 169,230   |

### AUD vs Net Position



Source: Bloomberg, CFTC, Scotiabank FICC Strategy.

### NZD vs Net Position



Source: Bloomberg, CFTC, Scotiabank FICC Strategy.

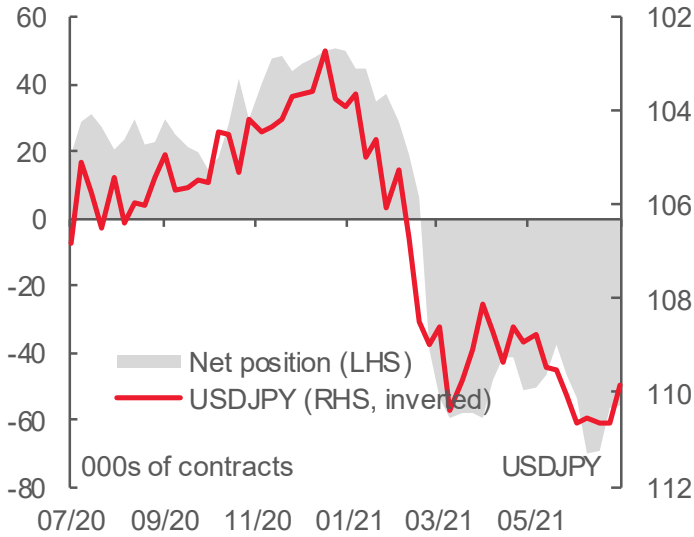
#### AUD — NON-COMMERCIAL POSITIONING

| Date   | (USD mn) | Position - Contracts of 100,000 AUD |         |         |         | Open Int. |
|--------|----------|-------------------------------------|---------|---------|---------|-----------|
|        | Net      | Long                                | Short   | Net     | Net w/w |           |
| 20-Jul | -2,616   | 57,072                              | -92,762 | -35,690 | 6,902   | 163,574   |
| 13-Jul | -2,144   | 56,721                              | -85,509 | -28,788 | 3,918   | 155,995   |
| 6-Jul  | -1,865   | 53,352                              | -78,222 | -24,870 | 7,070   | 147,352   |
| 29-Jun | -1,337   | 48,824                              | -66,624 | -17,800 | 225     | 140,482   |

#### NZD — NON-COMMERCIAL POSITIONING

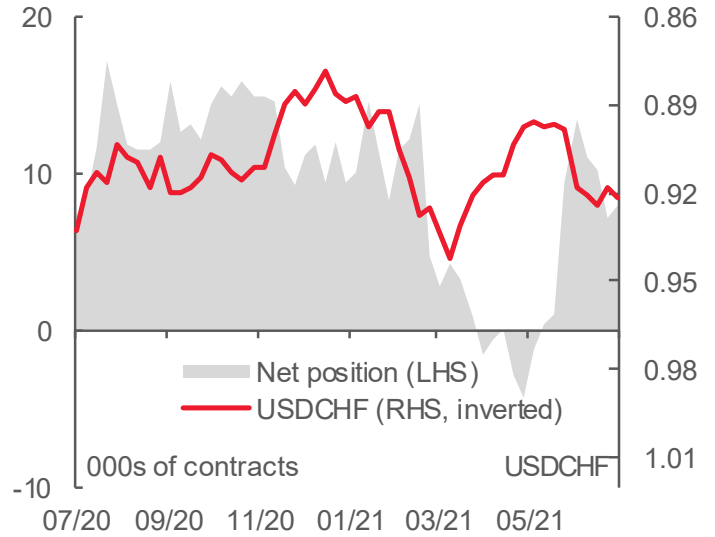
| Date   | (USD mn) | Position - Contracts of 100,000 NZD |         |       |         | Open Int. |
|--------|----------|-------------------------------------|---------|-------|---------|-----------|
|        | Net      | Long                                | Short   | Net   | Net w/w |           |
| 20-Jul | 211      | 20,671                              | -17,625 | 3,046 | 184     | 43,583    |
| 13-Jul | 224      | 20,627                              | -17,397 | 3,230 | -1,469  | 42,463    |
| 6-Jul  | 123      | 19,412                              | -17,651 | 1,761 | 1,363   | 41,756    |
| 29-Jun | 218      | 19,914                              | -16,790 | 3,124 | 162     | 41,352    |

### JPY vs Net Position



Source: Bloomberg, CFTC, Scotiabank FICC Strategy.

### CHF vs Net Position



Source: Bloomberg, CFTC, Scotiabank FICC Strategy.

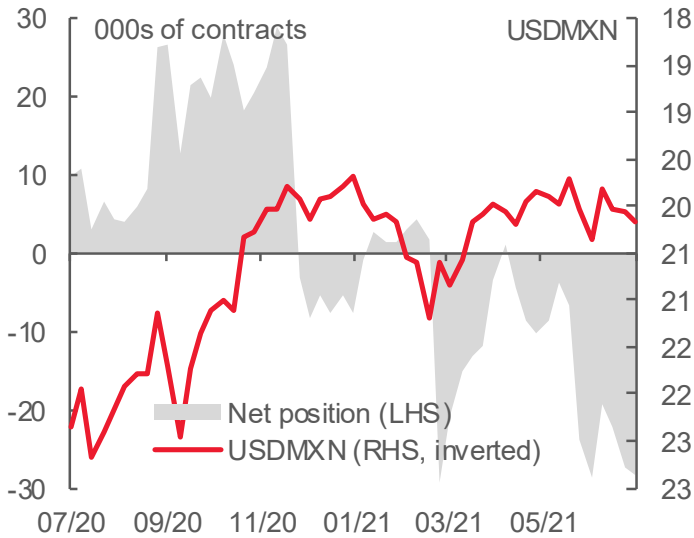
#### JPY — NON-COMMERCIAL POSITIONING

| Date   | (USD mn) | Position - Contracts of 12.5mn JPY |          |         |         | Open Int. |
|--------|----------|------------------------------------|----------|---------|---------|-----------|
|        | Net      | Long                               | Short    | Net     | Net w/w |           |
| 20-Jul | -6,342   | 35,474                             | -91,205  | -55,731 | -519    | 192,301   |
| 13-Jul | -6,356   | 40,440                             | -96,690  | -56,250 | -12,886 | 203,727   |
| 6-Jul  | -7,812   | 31,625                             | -100,761 | -69,136 | -759    | 205,341   |
| 29-Jun | -7,905   | 27,380                             | -97,275  | -69,895 | 16,033  | 195,698   |

#### CHF — NON-COMMERCIAL POSITIONING

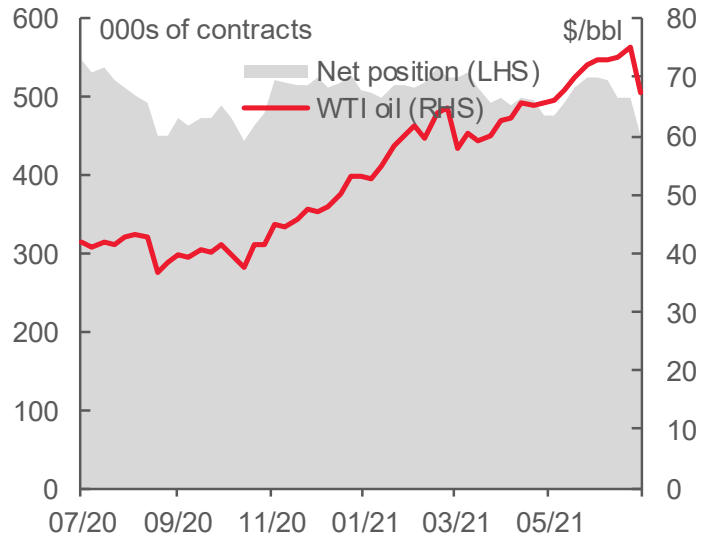
| Date   | (USD mn) | Position - Contracts of 125,000 CHF |         |        |         | Open Int. |
|--------|----------|-------------------------------------|---------|--------|---------|-----------|
|        | Net      | Long                                | Short   | Net    | Net w/w |           |
| 20-Jul | 1,091    | 18,061                              | -10,019 | 8,042  | -905    | 44,735    |
| 13-Jul | 971      | 18,074                              | -10,937 | 7,137  | 3,025   | 45,704    |
| 6-Jul  | 1,374    | 19,230                              | -9,068  | 10,162 | 903     | 44,739    |
| 29-Jun | 1,502    | 18,941                              | -7,876  | 11,065 | 2,487   | 42,684    |

### MXN vs Net Position



Source: Bloomberg, CFTC, Scotiabank FICC Strategy.

### WTI Oil vs Net Position



Source: Bloomberg, CFTC, Scotiabank FICC Strategy.

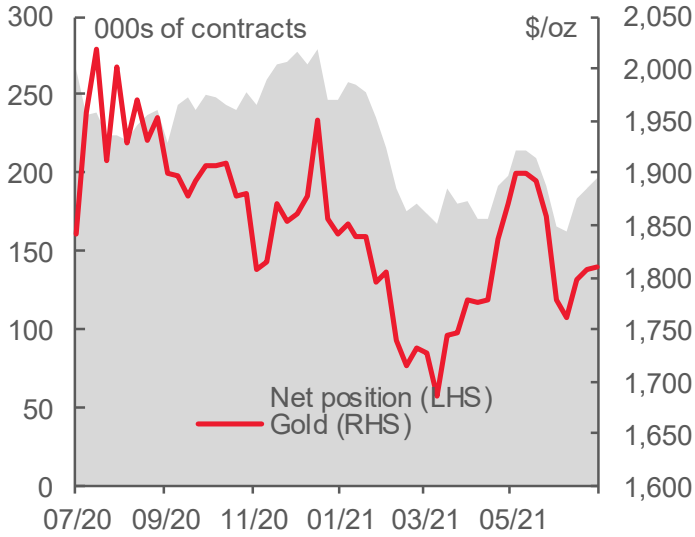
#### MXN — NON-COMMERCIAL POSITIONING

| Date   | (USD mn) | Position - Contracts of 500,000 MXN |         |         |         | Open Int. |
|--------|----------|-------------------------------------|---------|---------|---------|-----------|
|        | Net      | Long                                | Short   | Net     | Net w/w |           |
| 20-Jul | -705     | 66,141                              | -94,562 | -28,421 | 989     | 146,412   |
| 13-Jul | -684     | 69,611                              | -97,043 | -27,432 | 5,099   | 149,382   |
| 6-Jul  | -557     | 70,788                              | -93,121 | -22,333 | 2,879   | 147,459   |
| 29-Jun | -491     | 71,449                              | -90,903 | -19,454 | -9,137  | 144,435   |

#### OIL — NON-COMMERCIAL POSITIONING

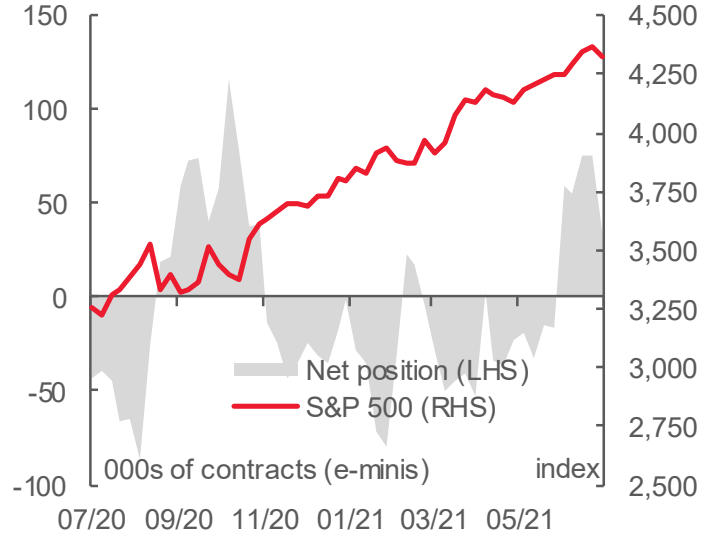
| Date   | (USD mn) | Position - Contracts of 1,000 barrels |          |         |         | Open Int. |
|--------|----------|---------------------------------------|----------|---------|---------|-----------|
|        | Net      | Long                                  | Short    | Net     | Net w/w |           |
| 20-Jul | 30,254   | 593,046                               | -144,306 | 448,740 | 50,356  | 2,243,475 |
| 13-Jul | 37,557   | 636,318                               | -137,222 | 499,096 | -1,745  | 2,413,536 |
| 6-Jul  | 36,491   | 640,068                               | -142,717 | 497,351 | 25,139  | 2,413,946 |
| 29-Jun | 38,131   | 664,867                               | -142,377 | 522,490 | 3,671   | 2,369,631 |

### Gold vs Net Position



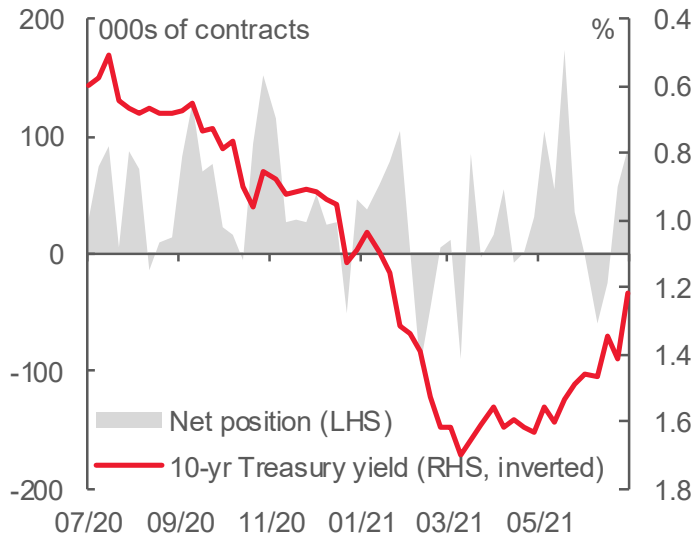
Source: Bloomberg, CFTC, Scotiabank FICC Strategy.

### S&P 500 vs Net Position



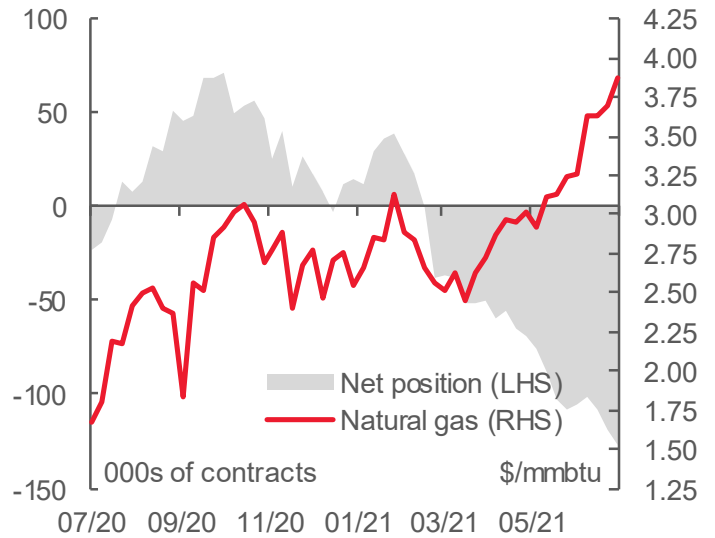
Source: Bloomberg, CFTC, Scotiabank FICC Strategy.

### 10-yr UST vs Net Position



Source: Bloomberg, CFTC, Scotiabank FICC Strategy.

### Natural Gas vs Net Position



Source: Bloomberg, CFTC, Scotiabank FICC Strategy.

**IMPORTANT NOTICE and DISCLAIMER:**

This report is prepared by Scotiabank as a resource for clients of Scotiabank for information and discussion purposes only. This report should be considered a marketing communication and has not been prepared by a member of the research department of Scotiabank, it is solely for the use of sophisticated institutional investors, and this report does not constitute investment advice or any personal recommendation to invest in a financial instrument or "investment research" as defined by the UK Prudential Regulation Authority or UK Financial Conduct Authority. This document has not been prepared in accordance with EU legal requirements designed to promote the independence of investment research and the information contained in this publication is not subject to any prohibition in the EU on dealing ahead of the dissemination of investment research. Opinions, estimates and projections contained herein are our own as of the date hereof and are subject to change without notice. The information and opinions contained herein have been compiled or arrived at from publically available sources believed reliable but no representation or warranty, express or implied, is made as to their accuracy or completeness and neither the information nor the forecast shall be taken as a representation for which Scotiabank or any of its employees incur any responsibility. Neither Scotiabank nor its representatives accept any liability whatsoever for any loss arising from any use of this report or its contents. This report is not, and is not constructed as, an offer to sell or solicitation of any offer to buy any financial instruments and has no regard to the specific investment objectives, financial situation or particular needs of any recipient. It is not intended to provide legal, tax, accounting or other advice. Scotiabank and/or its respective officers, directors or employees may from time to time take positions in the products mentioned herein as principal or agent. Directors, officers or employees of Scotiabank may serve as directors of corporations referred to herein. Scotiabank may have acted as financial advisor and/or underwriter for certain of the corporations mentioned herein and may have received and may receive remuneration for same. This report may include forward-looking statements about the objectives and strategies of Scotiabank. Such forward-looking statements are inherently subject to uncertainties beyond the control of Scotiabank including but not limited to economic and financial conditions globally, regulatory development in Canada and elsewhere, technological developments and competition. The reader is cautioned that the member's actual performance could differ materially from such forward-looking statements. Past performance or simulated past performance is not a reliable indicator of future results. Forecasts are not a reliable indicator of future performance. You should note that the manner in which you implement any of strategies set out in this report may expose you to significant risk and you should carefully consider your ability to bear such risks through consultation with your legal, accounting and other advisors. Information in this report regarding services and products of Scotiabank is applicable only in jurisdictions where such services and products may lawfully be offered for sale and is void where prohibited by law. If you access this report from outside of Canada, you are responsible for compliance with local, national and international laws. Not all products and services are available across Canada or in all countries. All Scotiabank products and services are subject to the terms of applicable agreements. This report and all information, opinions and conclusions contained in it are protected by copyright. This report may not be reproduced in whole or in part, or referred to in any manner whatsoever nor may the information, opinions and conclusions contained in it be referred to without in each case the prior express consent of Scotiabank. Scotiabank is a Canadian chartered bank.

If you are affected by MIFID II, you must advise us in writing at [trade.supervision@scotiabank.com](mailto:trade.supervision@scotiabank.com).

™Trademark of The Bank of Nova Scotia. Used under license, where applicable. Scotiabank, together with "Global Banking and Markets", is a marketing name for the global corporate and investment banking and capital markets businesses of The Bank of Nova Scotia and certain of its affiliates in the countries where they operate, including, Scotia Capital Inc. and Scotia Capital (USA) Inc., Scotiabank Europe plc, Scotiabank (Ireland) Limited - all members of the Scotia-bank Group and authorized users of the mark. The Bank of Nova Scotia is incorporated in Canada with limited liability. Scotia Capital Inc. is a member of the Canadian Investor Protection Fund. Scotia Capital (USA) Inc. is a broker-dealer registered with the SEC and is a member of FINRA, NYSE, NFA and SIPC. The Bank of Nova Scotia is authorized and regulated by the Office of the Superintendent of Financial Institutions in Canada. The Bank of Nova Scotia is authorized by the Prudential Regulation Authority and subject to regulation by the Financial Conduct Authority and limited regulation by the Prudential Regulation Authority. Details about the extent of The Bank of Nova Scotia's regulation by the Prudential Regulation Authority are available from us on request. Scotiabank Europe plc is authorized by the Prudential Regulation Authority and regulated by the Financial Conduct Authority and the Prudential Regulation Authority.

To unsubscribe from receiving further Commercial Electronic Messages click this link: <https://www.unsubscribe.gbm.scotiabank.com/>.