

BACK TO THE FUNDAMENTALS

- United States — Good Enough, But Not For A November Hike 2-3
- Asia — Profit Growth Helps To Counter China Credit Worries 3
- Europe — Economy And Earnings In Focus 3-4
- Canada — The Focus Will Be On Earnings 4
- Latin America — Banxico Watching US Polls 5

FORECASTS & DATA

- Key Indicators A1-A3
- Global Auctions Calendar A4
- Events Calendar A5
- Global Central Bank Watch A6

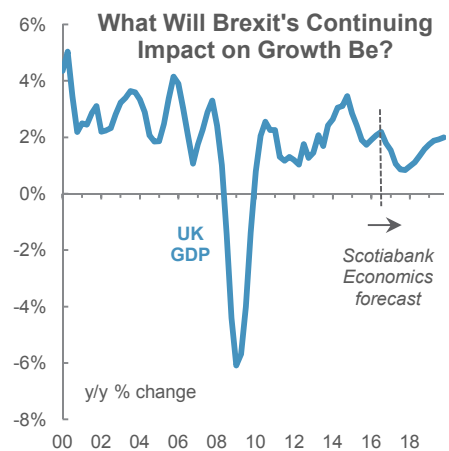
CONTACTS

Derek Holt
416.863.7707
Scotiabank Economics
derek.holt@scotiabank.com

Next Week's Risk Dashboard

- ▶ Global earnings reports
- ▶ Fed speak, then black-out
- ▶ Q3 GDP: US, UK, Eurozone, Korea
- ▶ US macro: durables, housing, confidence, manufacturing
- ▶ Eurozone macro: PMIs, inflation, consumer spending
- ▶ Banxico poll watching
- ▶ Australian inflation
- ▶ Japanese macro: exports, CPI
- ▶ Norges Bank, Riksbank

Chart of the Week



Source: Scotiabank Economics, UK Office For National Statistics.

Chart of the Week: Prepared by: Samantha Cameron, Research Assistant.

Back To The Fundamentals

UNITED STATES — GOOD ENOUGH, BUT NOT FOR A NOVEMBER HIKE

Earnings, a last batch of Fed speak before the next rate decision, and significant data risk will combine to present elevated market risks over the coming week.

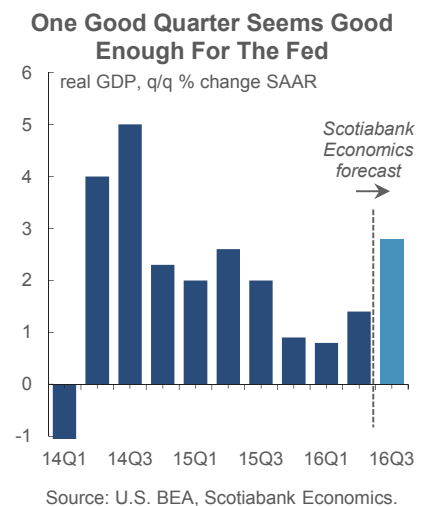
This will be a massive week for earnings reports as 179 companies listed on the S&P500 release and **industry breadth fans out** beyond the early focus on financials. Some of them are closely followed for their guidance on discretionary consumer spending and big-ticket capital goods spending. Some of the key names will include Apple, VISA, Whirlpool, Caterpillar, Merck, P&G, 3M, GM, Capital One, AT&T, Coca-Cola, Southwest Airlines, State Street, Boeing, Dow Chemical, Goodyear, Ford, Colgate-Palmolive, Amazon.com, Alphabet (formerly Google), Exxon, Mastercard, Xerox and Chevron.

Shhhh! Zzzzipit!! That will be the message from the Fed after Tuesday next week when the **Federal Reserve goes into communications black-out** ahead of the following Wednesday's policy decision. Fed fund futures markets only have less than 20% odds of a hike at the November meeting and our call is for a hike in December after the US election. There is nothing to be gained from the Fed surprising markets that have about 70% odds on a December hike now; November just won't happen. Just before the black-out we'll hear from **four Fed speakers**. Three of those will speak on Monday including NY Fed President William Dudley (always voting) about the changing structure of the Treasury market, St. Louis Fed President James Bullard (voting) on the economy, and Chicago Fed President Charles Evans (who starts voting in January) on current economic conditions and monetary policy. Atlanta Fed President Dennis Lockhart speaks the next day on community development.

Data risk will be fairly heavy throughout the week with summary points as follows:

- **Third quarter GDP growth** hits the tapes next Friday. This is the first swing in a series of three before we get a firm handle on how the third quarter looked once everything through to services spending estimates is incorporated. For now, a number in the 2½% range seems reasonable to expect, and that would likely be good enough for the Fed even if it's only the first decent quarter for growth in the past four quarters and ahead of the frequent Q1 growth disappointments (chart 1). The Atlanta Fed's 'nowcast' estimate is 2% while the New York Fed's 'nowcast' estimate is 2.3%. Both estimates drifted lower as the quarter unfolded especially the Atlanta Fed measure that started in the 3¾% range and has since lost almost half of that early tracking.
- **US durable goods orders** (Thursday) are expected to be little changed. Boeing registered 55 plane orders versus 22 the month before which may keep the headline tally in the black, while US airlines placed no orders for planes from Bombardier, Embraer and Airbus during September or August. Key here will nevertheless be whether three consecutive monthly gains in core capital goods orders — ex-defense and aircraft that serves as a proxy for business investment — will build upon the gains or give back some of them. The odds may be stacked against a further gain given that this is the first time since July 2009 that we've seen three consecutive monthly gains in capital goods orders. The fact that spare capacity still exists in the US economy augurs against investment, but stabilization of energy investment will likely be a constructive force.
- Despite the gloom-mongering in the US Presidential election contest, **US consumer confidence (Tuesday) is at its highest since August 2007**. And why not? The so-called 'misery index' that combines the unemployment rate with the inflation rate sits at 6.5% which is almost three percentage points below its post-WWII average, ditto for the 1980-present average, and two points lower than the average so far in the 2000s.
- **Pending home sales** (Thursday) will be watched for signs of further gains to come in existing home sales after they rose by 3.2% in September. Recall that pending sales turn into completed resales 30-90 days after signing. A small rise is expected.

Chart 1



- **New home sales** (Wednesday) will also be a fresher gauge (along with pending existing sales) than completed resales. A massive gain in July may continue to be unwound in September's figures.
- **S&P Case-Shiller Core Logic house prices** (Tuesday) will probably remain around 5% higher than year-ago levels in Tuesday's August release;
- **Regional manufacturing surveys** continue to roll out including Tuesday's Richmond Fed metric for October, the KC Fed's survey on Thursday, and the Dallas Fed measure on Halloween the next week. Thus far, a pair of regional surveys (Philly and Empire) point to a **decline in the next ISM** headline reading that is due out on November 1st.

The US Treasury auctions 2s, 5s, 7s and 2 year floating rate notes.

ASIA — PROFIT GROWTH HELPS TO COUNTER CHINA CREDIT WORRIES

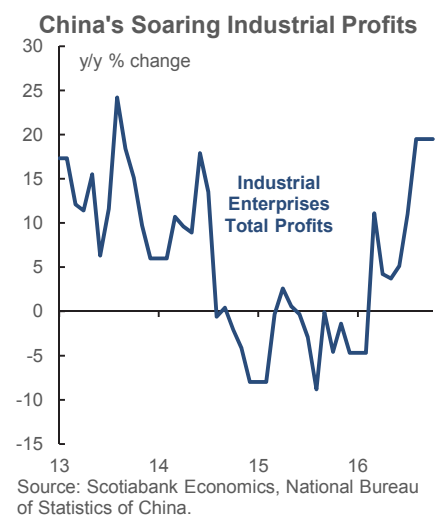
Earnings reports and macro data could well influence local markets over the coming week but nothing strikes me as holding out the prospect of impacting the broad global market tone.

Forty-nine Japanese firms listed on the Nikkei 225 release earnings reports over the coming week including names like Canon, Nomura, Ricoh, Daiwa Securities, Mitsubishi Motors, and an array of rail, chemicals and other firms. Nineteen Korean firms listed on the Kospi release earnings including names like Samsung, Hyundai Motor and Hankook Tire.

Regional data risks include the following:

- **China releases industrial profits** on Wednesday and will contribute to the freshened perspective on Asian corporate health. They've been soaring so far this year and are growing at the fastest rate since 2013 (chart 2). That has always been among the factors we've pointed to by way of allaying some of the concern about corporate credit markets (see [here](#)).
- **South Korea releases Q3 GDP growth** on Tuesday and it will follow a decent first half in the context of the Bank of Korea's recent forecast for 2.8% full-year growth in 2016.
- **Australia releases Q3 inflation** on Tuesday amidst hope that the latest reading stabilizes what has been a declining trend throughout the past couple of years. Headline inflation was 3% y/y in 2014Q2 and two years later had fallen to 1%. This gave the RBA the motivation to ease monetary policy by 75bps starting in February of last year.
- **Japan releases exports, CPI and the jobless rate** for September. Exports are a miserable story as they have been falling at a 10% y/y pace which is the worst rate of contraction since the GFC.

Chart 2



EUROPE — ECONOMY AND EARNINGS IN FOCUS

Now that the ECB disappears until its next policy decision on December 8th, the focus will return to tracking growth prospects across the Eurozone economy as well as earnings and particularly reports from key European banks.

- **At the top of the list will be Q3 GDP growth figures from the UK, France and Spain.** The UK is expected to grow at its slowest pace since Q3 of last year but remain positive so far in the post-Brexit world. That doesn't matter much given the lagging influences of the investment shock that the UK is going through and that will take well into 2017 and beyond to evaluate. France is expected to avert recession after a mild Q2 contraction and post a modest rebound. Spain is expected to continue to be a growth leader in Europe.

- Fresher and higher-frequency Eurozone growth signals will be represented by **purchasing managers indices** for the month of October. They arrive on Monday morning to start the week.
- **Inflation reports out of Germany, France and Spain** may show ever-so-slight additional progress toward ECB inflation goals while nevertheless remaining roughly in the 0% y/y (Spain) to ½% y/y (Germany) range.
- **Consumers will be a focal point as well**, as French consumer spending and retail sales in Germany and Italy will be released.
- **Germany's IFO business confidence metric** and Italian industrial sales and orders round out the calendar of data risks.

Earnings reports could also quite easily impact markets with Deutsche Bank set to release Q3 results on Thursday. In all, 8 German firms listed on the Dax, another 8 listed on the CAC 40 including Peugeot, Airbus and BNP Paribas, and 7 firms on the FTSE100 including Barclays, GlaxoSmithKline and RBS could not only impact the equity market tone but also concerns about systemic risks in Europe's banking system. The reason these reports matter to the ECB is that failure to calm stock markets risks adding downside risks to the lending cycle in Europe which carries negative growth connotations (chart 3).

Sweden's Riksbank and Norway's Norges Bank issue rate decisions and neither are likely to alter their monetary policy stances. The risk to doing so could return later in the year if the ECB eases monetary policy at its December 8th meeting.

CANADA — THE FOCUS WILL BE ON EARNINGS

Earnings releases will be the main focus in next week's markets. There is nothing else by way of domestic influences on the market tone and so, for the most part, rates and CAD should be driven by the global market tone and ongoing assessment of the risk of future easing by the Bank of Canada (chart 4).

Thirty-nine firms listed on the TSX release earnings reports next week with a particular focus upon resources. Some of the key names will include West Fraser, CN Rail, Barrick Gold, Suncor, Potash Corp, Eldorado Gold, Colliers International, and Imperial Oil. **It is too early to assess the tone of the Canadian earnings season that lags the US but we'll have a better feel for this by the end of next week** at which point about one-fifth of TSX firms will have released.

Wholesale trade never really gets our hearts fluttering but what it says on Monday about 6% of the economy will be the last piece of the puzzle ahead of the following week's GDP print for the month of August. So far, we have a **mixed picture of how the economy performed in August:**

- Housing starts fell 10.4% on both multis (-15.2%) and singles (-4.2%);
- Manufacturing shipment volumes were up by 1.2%;
- Export volumes were up by 0.4%;
- Hours worked fell by 0.3% ;
- Retail sales volumes are due out on Friday October 21st.

Canada auctions 10 year bonds on Wednesday.

Chart 3

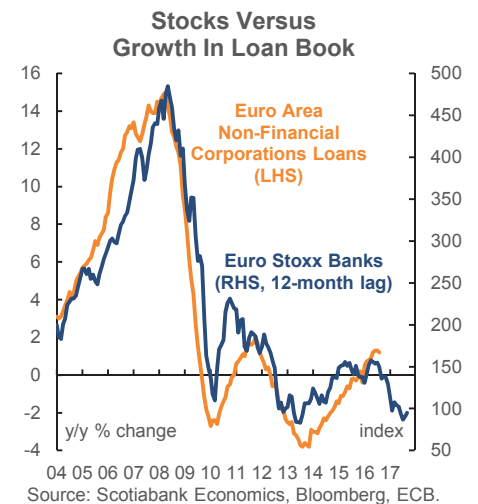
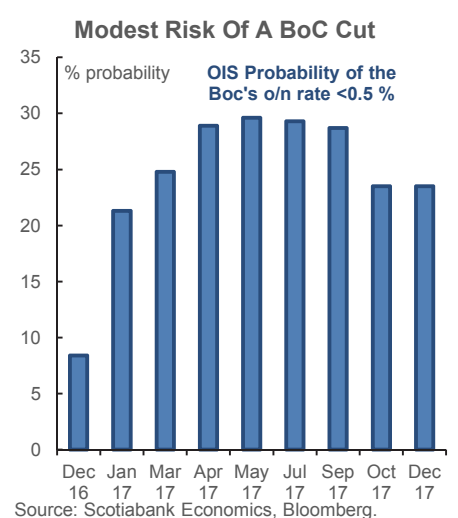


Chart 4



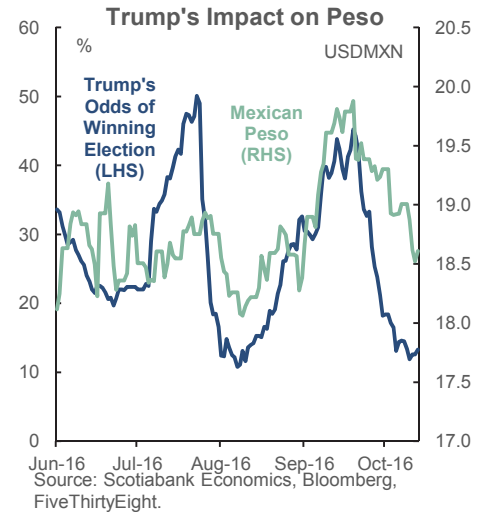
LATAM — BANXICO WATCHING US POLLS

There shouldn't be much by way of domestic sources of market risk facing countries across Latin America next week. They are likely to follow the broad global tone.

As poll numbers continue to show a rising likelihood of a victory by Hillary Clinton in the US Presidential election, **markets may continue to reassess the outlook for the Mexican peso and Mexican monetary policy.** The last rate hike on September 29th was felt by some to be one too many. The peso has strengthened versus the USD over the past three weeks or so. If Trump loses the US election, it could strengthen further (chart 5). That then raises the likelihood that policy tightening could be unwound as inflation risk from a previously depreciating peso reverses.

Data risk will include Mexican retail sales on Tuesday, while Chile releases retail sales and industrial production next Friday.

Chart 5



Key Indicators for the week of October 24 – 28
NORTH AMERICA

<u>Country</u>	<u>Date</u>	<u>Time</u>	<u>Indicator</u>	<u>Period</u>	<u>BNS</u>	<u>Consensus</u>	<u>Latest</u>
CA	10/24	08:30	Wholesale Trade (m/m)	Aug	--	--	0.3
MX	10/24	09:00	Bi-Weekly Core CPI (% change)	Oct 15	0.1	--	0.2
MX	10/24	09:00	Bi-Weekly CPI (% change)	Oct 15	0.4	--	0.2
MX	10/24	09:00	Unemployment Rate (%)	Sep	4.0	--	4.0
MX	10/25	09:00	Retail Sales (INEGI) (y/y)	Aug	3.6	--	7.9
US	10/25	09:00	S&P/Case-Shiller Home Price Index (m/m)	Aug	0.1	--	0.0
US	10/25	09:00	S&P/Case-Shiller Home Price Index (y/y)	Aug	5.0	--	5.0
US	10/25	10:00	Consumer Confidence Index	Oct	102.0	100.5	104.1
US	10/25	10:00	IBD/TIPP Economic Optimism Index	Oct	--	47.5	46.7
US	10/25	10:00	Richmond Fed Manufacturing Index	Oct	--	-3.0	-8.0
US	10/26	07:00	MBA Mortgage Applications (w/w)	OCT 21	--	--	-6.0
US	10/26	08:30	Wholesale Inventories (m/m)	Sep P	--	--	-0.2
MX	10/26	09:00	Global Economic Indicator IGAE (y/y)	Aug	2.3	--	1.3
MX	10/26	09:00	Trade Balance (US\$ mn)	Sep	-640.0	--	-1913.2
US	10/26	10:00	New Home Sales (000s a.r.)	Sep	600.0	604.0	609.0
US	10/27	08:30	Durable Goods Orders (m/m)	Sep P	0.3	0.0	0.1
US	10/27	08:30	Durable Goods Orders ex. Trans. (m/m)	Sep P	0.2	0.2	-0.2
US	10/27	08:30	Initial Jobless Claims (000s)	OCT 22	255	250	260
US	10/27	08:30	Continuing Claims (000s)	OCT 15	--	2055	2046
US	10/27	10:00	Pending Home Sales (m/m)	Sep	--	1.4	-2.4
US	10/28	08:30	Employment Cost Index (q/q)	3Q	--	0.6	0.6
US	10/28	08:30	GDP (q/q a.r.)	3Q A	2.8	2.5	1.4
US	10/28	08:30	GDP Deflator (q/q a.r.)	3Q A	--	1.3	2.3
US	10/28	10:00	U. of Michigan Consumer Sentiment	Oct F	88.0	88.0	87.9

EUROPE

<u>Country</u>	<u>Date</u>	<u>Time</u>	<u>Indicator</u>	<u>Period</u>	<u>BNS</u>	<u>Consensus</u>	<u>Latest</u>
FR	10/24	03:00	Manufacturing PMI	Oct P	--	--	49.7
FR	10/24	03:00	Services PMI	Oct P	--	--	53.3
GE	10/24	03:30	Manufacturing PMI	Oct P	--	--	54.3
GE	10/24	03:30	Services PMI	Oct P	--	--	50.9
EC	10/24	04:00	Composite PMI	Oct P	53.0	--	52.6
EC	10/24	04:00	Manufacturing PMI	Oct P	53.0	--	52.6
EC	10/24	04:00	Services PMI	Oct P	52.6	--	52.2
GE	10/25	04:00	IFO Business Climate Survey	Oct	110.0	--	109.5
GE	10/25	04:00	IFO Current Assessment Survey	Oct	114.7	--	114.7
GE	10/25	04:00	IFO Expectations Survey	Oct	105.5	--	104.5
HU	10/25	08:00	Base Rate (%)	Oct 25	--	0.90	0.90
FR	10/25	12:00	Total Jobseekers (000s)	Sep	3547	--	3557
FR	10/25	12:00	Jobseekers Net Change (000s)	Sep	-10.0	--	50.2
SP	10/25		Budget Balance YTD (€ mn)	Sep	--	--	-31090.0
GE	10/26	02:00	GfK Consumer Confidence Survey	Nov	--	--	10.0
SP	10/27	03:00	Unemployment Rate (%)	3Q	--	--	20.0
SW	10/27	03:30	Riksbank Interest Rate (%)	Oct 27	--	--	-0.50
NO	10/27	04:00	Norwegian Deposit Rates (%)	Oct 27	--	--	0.50
UK	10/27	04:30	GDP (q/q)	3Q A	--	--	0.7
UK	10/27	04:30	Index of Services (m/m)	Aug	--	--	0.4
GE	OCT 27-NOV 3		Retail Sales (m/m)	Sep	--	--	-0.3

Forecasts at time of publication.
 Source: Bloomberg, Scotiabank Economics.

Key Indicators for the week of October 24 – 28
EUROPE (continued from previous page)

<u>Country</u>	<u>Date</u>	<u>Time</u>	<u>Indicator</u>	<u>Period</u>	<u>BNS</u>	<u>Consensus</u>	<u>Latest</u>
FR	10/28	01:30	GDP (q/q)	3Q A	0.2	--	-0.1
FR	10/28	02:45	Consumer Spending (m/m)	Sep	0.0	--	0.7
FR	10/28	02:45	CPI (m/m)	Oct P	0.1	--	-0.2
FR	10/28	02:45	CPI (y/y)	Oct P	0.4	--	0.4
FR	10/28	02:45	CPI - EU Harmonized (m/m)	Oct P	0.1	--	-0.2
FR	10/28	02:45	CPI - EU Harmonized (y/y)	Oct P	0.5	--	0.5
FR	10/28	02:45	Producer Prices (m/m)	Sep	--	--	0.0
SP	10/28	03:00	CPI (m/m)	Oct P	--	--	0.0
SP	10/28	03:00	CPI (y/y)	Oct P	--	--	0.2
SP	10/28	03:00	CPI - EU Harmonized (m/m)	Oct P	--	--	0.7
SP	10/28	03:00	CPI - EU Harmonized (y/y)	Oct P	0.2	--	0.0
SP	10/28	03:00	Real GDP (q/q)	3Q P	0.6	--	0.8
EC	10/28	05:00	Business Climate Indicator	Oct	--	--	0.5
EC	10/28	05:00	Economic Confidence	Oct	--	--	104.9
EC	10/28	05:00	Industrial Confidence	Oct	--	--	-1.7
RU	10/28	06:30	One-Week Auction Rate (%)	Oct 28	--	10.00	10.00
GE	10/28	08:00	CPI (m/m)	Oct P	0.1	--	0.1
GE	10/28	08:00	CPI (y/y)	Oct P	0.8	--	0.7
GE	10/28	08:00	CPI - EU Harmonized (m/m)	Oct P	0.1	--	0.0
GE	10/28	08:00	CPI - EU Harmonized (y/y)	Oct P	0.7	--	0.5
UK	OCT 28-NOV 3		Nationwide House Prices (m/m)	Oct	--	--	0.3

ASIA-PACIFIC

<u>Country</u>	<u>Date</u>	<u>Time</u>	<u>Indicator</u>	<u>Period</u>	<u>BNS</u>	<u>Consensus</u>	<u>Latest</u>
JN	10/23	19:50	Merchandise Trade Balance (¥ bn)	Sep	--	--	-19.2
JN	10/23	19:50	Adjusted Merchandise Trade Balance (¥ bn)	Sep	--	--	408.4
JN	10/23	19:50	Merchandise Trade Exports (y/y)	Sep	--	--	-9.6
JN	10/23	19:50	Merchandise Trade Imports (y/y)	Sep	--	--	-17.2
JN	10/23	20:30	Markit/JMMA Manufacturing PMI	Oct P	--	--	50.4
TA	10/23	20:30	Unemployment Rate (%)	Sep	4.0	4.0	4.0
JN	10/24	01:00	Coincident Index CI	Aug F	112.0	--	112.0
JN	10/24	01:00	Leading Index CI	Aug F	101.2	--	101.2
JN	10/24	01:00	Supermarket Sales (y/y)	Sep	--	--	-2.9
SI	10/24	01:00	CPI (y/y)	Sep	-0.2	--	-0.3
TA	10/24	04:00	Industrial Production (y/y)	Sep	--	5.9	7.7
SK	10/24	19:00	GDP (q/q)	3Q P	0.5	--	0.8
SK	OCT 24-31		Discount Store Sales (y/y)	Sep	--	--	-1.3
SK	OCT 24-31		Department Store Sales (y/y)	Sep	--	--	4.1
TH	OCT 24-25		Customs Exports (y/y)	Sep	--	--	6.5
TH	OCT 24-25		Customs Imports (y/y)	Sep	--	--	-1.5
TH	OCT 24-25		Customs Trade Balance (US\$ mn)	Sep	--	--	2127.6
SK	10/25	17:00	Consumer Confidence Index	Oct	--	--	101.7
AU	10/25	20:30	Consumer Prices (y/y)	3Q	1.2	--	1.0
SI	10/26	01:00	Industrial Production (y/y)	Sep	--	--	0.1
NZ	10/26	17:45	Trade Balance (NZD mn)	Sep	--	--	-1264.9
NZ	10/26	17:45	Exports (NZD bn)	Sep	--	--	3.4
NZ	10/26	17:45	Imports (NZD bn)	Sep	--	--	4.7
CH	10/26	21:30	Industrial Profits YTD (y/y)	Sep	--	--	19.5
SI	10/26	22:30	Unemployment Rate (%)	3Q	2.1	--	2.1

Forecasts at time of publication.
 Source: Bloomberg, Scotiabank Economics.

Key Indicators for the week of October 24 – 28

ASIA-PACIFIC (continued from previous page)

<u>Country</u>	<u>Date</u>	<u>Time</u>	<u>Indicator</u>	<u>Period</u>	<u>BNS</u>	<u>Consensus</u>	<u>Latest</u>
HK	10/27	04:30	Exports (y/y)	Sep	--	--	0.8
HK	10/27	04:30	Imports (y/y)	Sep	--	--	2.8
HK	10/27	04:30	Trade Balance (HKD bn)	Sep	--	--	-32.1
SK	10/27	17:00	Business Survey- Manufacturing	Nov	--	--	75.0
SK	10/27	17:00	Business Survey- Non-Manufacturing	Nov	--	--	75.0
JN	10/27	19:30	Household Spending (y/y)	Sep	--	--	-4.6
JN	10/27	19:30	Jobless Rate (%)	Sep	3.1	--	3.1
JN	10/27	19:30	National CPI (y/y)	Sep	-0.5	--	-0.5
JN	10/27	19:30	Tokyo CPI (y/y)	Oct	-0.4	--	-0.5
AU	10/27	20:00	HIA New Home Sales (m/m)	Sep	--	--	6.1
AU	10/27	20:30	Producer Price Index (y/y)	3Q	--	--	1.0
PH	OCT 27-28		Bank Lending (y/y)	Sep	--	--	15.9

LATIN AMERICA

<u>Country</u>	<u>Date</u>	<u>Time</u>	<u>Indicator</u>	<u>Period</u>	<u>BNS</u>	<u>Consensus</u>	<u>Latest</u>
BZ	10/25	08:30	Current Account (US\$ mn)	Sep	--	--	-578.8
CL	10/28	08:00	Industrial Production (y/y)	Sep	-1.2	--	2.4
CL	10/28	08:00	Retail Sales (y/y)	Sep	1.8	--	0.2
CL	10/28	08:00	Unemployment Rate (%)	Sep	7.2	--	6.9

Global Auctions for the week of October 24 – 28

NORTH AMERICA

<u>Country</u>	<u>Date</u>	<u>Time</u>	<u>Event</u>
US	10/26	11:30	U.S. to Sell 2-Year Floating Rate Notes
US	10/26	11:30	U.S. to Sell USD15 Bln 2-Year Floating Rate Notes
US	10/26	13:00	U.S. to Sell USD34 Bln 5-Year Notes
US	10/27	13:00	U.S. to Sell 7-Year Notes

EUROPE

<u>Country</u>	<u>Date</u>	<u>Time</u>	<u>Event</u>
BE	10/24	05:30	Belgium to Sell Bonds
FI	10/25	06:00	Finland to Sell Up to EUR1 Bln 0.75% 2031 Bonds
IT	10/26	05:00	Italy to Sell Bonds
IT	10/26	05:00	Italy to Sell I/L Bonds
GE	10/26	05:30	Germany to Sell EUR3 Bln 0% 2021 Bonds
SW	10/27	05:03	Sweden to Sell I/L Bonds
IT	10/28	05:00	Italy to Sell Bonds

ASIA-PACIFIC

<u>Country</u>	<u>Date</u>	<u>Time</u>	<u>Event</u>
CH	10/24	21:20	Chongqing to Sell General Bonds
CH	10/24	22:20	Chongqing to Sell Special Bonds
JN	10/24	23:45	Japan to Sell 20-Year Bonds
CH	10/25	02:00	Liaoning to Sell Special Bonds
CH	10/25	03:00	Liaoning to Sell General Bonds
CH	10/25	23:00	China Plans to Sell 3-Year Bonds
CH	10/25	23:00	China Plans to Sell 7-Year Upsized Bonds
NZ	10/26	21:05	New Zealand Plans to Sell NZD150 Mln 3.5% 2033 Bonds
JN	10/26	23:45	Japan to Sell 2-Year Bonds
CH	10/27	23:00	China Plans to Sell 30-Year Upsized Bonds

LATIN AMERICA

<u>Country</u>	<u>Date</u>	<u>Time</u>	<u>Event</u>
BZ	10/22	10:00	Brazil to Sell I/L Bonds
BZ	10/25	10:00	Brazil to Sell I/L Bonds
BZ	10/27	10:00	Brazil to Sell LFT - 09/01/2022

Source: Bloomberg, Scotiabank Economics.

Events for the week of October 24 – 28

NORTH AMERICA

<u>Country</u>	<u>Date</u>	<u>Time</u>	<u>Event</u>
US	10/24	09:00	Fed's Dudley Speaks at U.S. Treasury Market Event in New York
US	10/24	09:05	Fed's Bullard Speaks on Economy, Monetary Policy in Arkansas
US	10/24	13:30	Fed's Evans Speaks in Chicago
US	10/25	13:20	Fed's Lockhart Speaks on Community Development

EUROPE

<u>Country</u>	<u>Date</u>	<u>Time</u>	<u>Event</u>
SZ	10/24	12:15	SNB's Jordan Speaks in Basel
PO	10/24		Portugal Releases Year-to-Date Budget Report
GE	10/25	11:30	Draghi Gives Lecture in Berlin at DIW Economic Institute
SW	10/26	03:30	Swedish National Debt Office Forecast
PO	10/27	04:30	Portuguese Finance Minister Speaks at Conference on Budget
AS	10/27	08:00	Austrian Central Banker Ewald Nowotny Speaks in Cyprus
EC	10/28	03:30	ECB's Coeure Speaks in Frankfurt
NO	10/28	04:00	Norway Wealth Fund Releases 3Q Report
RU	10/28	06:30	Key Rate
UK	10/28		United Kingdom Sovereign Debt to Be Rated by S&P
FR	10/28		France Sovereign Debt to Be Rated by DBRS

ASIA-PACIFIC

<u>Country</u>	<u>Date</u>	<u>Time</u>	<u>Event</u>
JN	10/23	07:00	Japan by-elections
JN	OCT 24-25		Cabinet Office Monthly Economic Report for October
JN	OCT 24-27		Philippine President Duterte in Japan
AU	10/25	20:15	RBA CIO Gernig Gives Speech
KZ	OCT 27-28		Kazakhstan Sovereign Debt to Be Rated by Fitch

Global Central Bank Watch

NORTH AMERICA

<u>Rate</u>	<u>Current Rate</u>	<u>Next Meeting</u>	<u>Scotia's Forecasts</u>	<u>Consensus Forecasts</u>
Bank of Canada – Overnight Target Rate	0.50	December 7, 2016	0.50	0.50
Federal Reserve – Federal Funds Target Rate	0.50	November 2, 2016	0.50	0.50
Banco de México – Overnight Rate	4.75	November 17, 2016	4.75	--

Federal Reserve: 4 Fed officials including William Dudley will speak before the Fed goes into black-out ahead of the November 2nd policy decision.

Bank of Canada: Rate cut speculation will continue against the backdrop of a relatively quiet calendar.

Banxico: The risk of future Banxico rate cuts will be evaluated as the peso responds to US polls in the closing weeks of the US Presidential campaign.

EUROPE

<u>Rate</u>	<u>Current Rate</u>	<u>Next Meeting</u>	<u>Scotia's Forecasts</u>	<u>Consensus Forecasts</u>
European Central Bank – Refinancing Rate	0.00	December 8, 2016	0.00	--
Bank of England – Bank Rate	0.25	November 3, 2016	0.25	--
Swiss National Bank – Libor Target Rate	-0.75	December 15, 2016	-0.75	--
Central Bank of Russia – One-Week Auction Rate	10.00	October 28, 2016	10.00	10.00
Sweden Riksbank – Repo Rate	-0.50	October 27, 2016	-0.50	--
Norges Bank – Deposit Rate	0.50	October 27, 2016	0.50	--

Each of the Norges Bank, Riksbank and Russian central bank are expected to stay on hold next week.

ASIA PACIFIC

<u>Rate</u>	<u>Current Rate</u>	<u>Next Meeting</u>	<u>Scotia's Forecasts</u>	<u>Consensus Forecasts</u>
Bank of Japan – Policy Rate	-0.10	November 1, 2016	-0.15	--
Reserve Bank of Australia – Cash Target Rate	1.50	October 31, 2016	1.50	1.50
Reserve Bank of New Zealand – Cash Rate	2.00	November 9, 2016	1.75	1.75
People's Bank of China – Lending Rate	4.35	TBA	--	--
Reserve Bank of India – Repo Rate	6.25	December 7, 2016	6.25	--
Bank of Korea – Bank Rate	1.25	November 11, 2016	1.25	--
Bank of Thailand – Repo Rate	1.50	November 9, 2016	1.50	1.50
Bank Indonesia – 7-Day Reverse Repo Rate	4.75	November 16, 2016	4.75	--

LATIN AMERICA

<u>Rate</u>	<u>Current Rate</u>	<u>Next Meeting</u>	<u>Scotia's Forecasts</u>	<u>Consensus Forecasts</u>
Banco Central do Brasil – Selic Rate	14.00	November 30, 2016	14.25	--
Banco Central de Chile – Overnight Rate	3.50	November 17, 2016	3.50	--
Banco de la República de Colombia – Lending Rate	7.75	October 31, 2016	7.75	7.75
Banco Central de Reserva del Perú – Reference Rate	4.25	November 10, 2016	4.25	--

AFRICA

<u>Rate</u>	<u>Current Rate</u>	<u>Next Meeting</u>	<u>Scotia's Forecasts</u>	<u>Consensus Forecasts</u>
South African Reserve Bank – Repo Rate	7.00	November 24, 2016	7.00	--

This report has been prepared by Scotiabank Economics as a resource for the clients of Scotiabank. Opinions, estimates and projections contained herein are our own as of the date hereof and are subject to change without notice. The information and opinions contained herein have been compiled or arrived at from sources believed reliable but no representation or warranty, express or implied, is made as to their accuracy or completeness. Neither Scotiabank nor any of its officers, directors, partners, employees or affiliates accepts any liability whatsoever for any direct or consequential loss arising from any use of this report or its contents.

These reports are provided to you for informational purposes only. This report is not, and is not constructed as, an offer to sell or solicitation of any offer to buy any financial instrument, nor shall this report be construed as an opinion as to whether you should enter into any swap or trading strategy involving a swap or any other transaction. The information contained in this report is not intended to be, and does not constitute, a recommendation of a swap or trading strategy involving a swap within the meaning of U.S. Commodity Futures Trading Commission Regulation 23.434 and Appendix A thereto. This material is not intended to be individually tailored to your needs or characteristics and should not be viewed as a “call to action” or suggestion that you enter into a swap or trading strategy involving a swap or any other transaction. Scotiabank may engage in transactions in a manner inconsistent with the views discussed this report and may have positions, or be in the process of acquiring or disposing of positions, referred to in this report.

Scotiabank, its affiliates and any of their respective officers, directors and employees may from time to time take positions in currencies, act as managers, co-managers or underwriters of a public offering or act as principals or agents, deal in, own or act as market makers or advisors, brokers or commercial and/or investment bankers in relation to securities or related derivatives. As a result of these actions, Scotiabank may receive remuneration. All Scotiabank products and services are subject to the terms of applicable agreements and local regulations. Officers, directors and employees of Scotiabank and its affiliates may serve as directors of corporations.

Any securities discussed in this report may not be suitable for all investors. Scotiabank recommends that investors independently evaluate any issuer and security discussed in this report, and consult with any advisors they deem necessary prior to making any investment.

This report and all information, opinions and conclusions contained in it are protected by copyright. This information may not be reproduced without the prior express written consent of Scotiabank.

™ Trademark of The Bank of Nova Scotia. Used under license, where applicable.

Scotiabank, together with “Global Banking and Markets”, is a marketing name for the global corporate and investment banking and capital markets businesses of The Bank of Nova Scotia and certain of its affiliates in the countries where they operate, including, Scotiabanc Inc.; Citadel Hill Advisors L.L.C.; The Bank of Nova Scotia Trust Company of New York; Scotiabank Europe plc; Scotiabank (Ireland) Limited; Scotiabank Inverlat S.A., Institución de Banca Múltiple, Scotia Inverlat Casa de Bolsa S.A. de C.V., Scotia Inverlat Derivados S.A. de C.V. – all members of the Scotiabank group and authorized users of the Scotiabank mark. The Bank of Nova Scotia is incorporated in Canada with limited liability and is authorised and regulated by the Office of the Superintendent of Financial Institutions Canada. The Bank of Nova Scotia is authorised by the UK Prudential Regulation Authority and is subject to regulation by the UK Financial Conduct Authority and limited regulation by the UK Prudential Regulation Authority. Details about the extent of The Bank of Nova Scotia's regulation by the UK Prudential Regulation Authority are available from us on request. Scotiabank Europe plc is authorised by the UK Prudential Regulation Authority and regulated by the UK Financial Conduct Authority and the UK Prudential Regulation Authority.

Scotiabank Inverlat, S.A., Scotia Inverlat Casa de Bolsa, S.A. de C.V., and Scotia Derivados, S.A. de C.V., are each authorized and regulated by the Mexican financial authorities.

Not all products and services are offered in all jurisdictions. Services described are available in jurisdictions where permitted by law.